

Sustainable investment means an investment in an economic activity that contributes to an environmental or social objective, provided that the investment does not significantly harm any environmental or social objective and that the investee companies follow good governance practices.

The **EU Taxonomy** is a classification system laid down in Regulation (EU) 2020/852, establishing a list of **environmentally sustainable economic activities**.

That Regulation does not lay down a list of socially sustainable economic activities. Sustainable investments with an environmental objective might be aligned with the Taxonomy or not.

Product name : BNP Paribas Funds Global Environment

Legal Entity Identifier: 213800LPWZUEV2IPIF87

SUSTAINABLE INVESTMENT OBJECTIVE

Did this financial product have a sustainable investment objective?



Yes



No



It made a sustainable investment with an environmental objective: 68.6%*



in economic activities that qualify as environmentally sustainable under the EU Taxonomy



in economic activities that do not qualify as environmentally sustainable under the EU Taxonomy



It made sustainable investments with a social objective: 55.4%*



It promoted Environmental/Social (E/S) characteristics and while it does not have as its objective a sustainable investment, it had a proportion of __ % of sustainable investments



with an environmental objective in economic activities that qualify as environmentally sustainable under the EU Taxonomy



with an environmental objective in economic activities that do not qualify as environmentally sustainable under the EU Taxonomy



with a social objective



It promoted E/S characteristics but did not make any sustainable investments

All actual data within this periodic report are calculated on the closing date of the accounting year.

*At the date of preparation of this periodic information document, the management company does not have all the necessary data to determine the alignment of investments with the taxonomy, excluding sovereign bonds. The percentage of alignment of investments with the taxonomy, including sovereign bonds being by construction a real minimum proportion is taken up accordingly.



To what extent was the sustainable investment objective of this financial product met?

The sustainable investment objective of the BNP Paribas Global Environment is to help or accelerate the transition into a sustainable world by focusing on challenges related to the environment.

At all times, this financial product invests in equities and/or equity equivalent securities issued by companies that conduct a significant part of their business in Environmental markets. "Environmental markets" include, but not limited to, Renewable & Alternative Energy, Energy Efficiency, Water Infrastructure & Technologies, Pollution Control, Waste Management & Technologies, Environmental Support Services, and Sustainable Food.

Sustainable investments underlying the financial product contribute to two of the environmental objectives set out in Article 9 of Regulation (EU) 2020/852, these are climate change mitigation and climate change adaptation.



No reference benchmark has been designated for the purpose of attaining the sustainable investment objective of the financial product.

The environmental objectives as well as the social objectives to which the sustainable investments of the financial product have contributed are indicated in the question "What were the objectives of the sustainable investments that the financial product partially made and how did the sustainable investment contribute to such objectives?"

● *How did the sustainability indicators perform?*

The following sustainability indicators are used to measure the attainment of the environmental and social characteristics promoted by the financial product:

Sustainability indicators measure how the sustainable objectives of this financial product are attained.

- The percentage of the financial product's portfolio invested in companies with at least a 20% of revenue, profit or invested capital aligned with the financial product's thematic: **100%**
- The percentage of the financial product's portfolio compliant with the BNP Paribas Asset Management Responsible Business Conduct Policy (RBC Policy): **100% of the equity portfolio**
- The percentage of the financial product's assets covered by the ESG analysis based on the proprietary Impax Fundamental Score ESG methodology (excluding ancillary liquid assets): **100% of the equity portfolio**
- The percentage of the financial product's portfolio invested in "sustainable investments" as defined in Article 2 (17) of the SFDR regulation: **98.2%**
- The percentage of the financial product's portfolio aggregate Revenue which is "EU Taxonomy Aligned" as defined by Regulation (EU) 2020/852: **7.8%**

● *...and compared to previous periods ?*

Not applicable for the first periodic report.

● *How did the sustainable investments not cause significant harm to any sustainable investment objective?*

Sustainable investments that the product partially intends to make should not significantly harm any environmental or social objective (DNSH Principle). In this respect, the investment manager commits to consider principal adverse impacts on sustainability factors by taking into account indicators for adverse impacts as defined in SFDR, and to not invest in companies that do not meet their fundamental obligations in line with the OECD Guidelines and the UN Guiding Principles on Business and Human Rights.

In order to ensure that the sustainable investments that the financial product intends to make do not cause significant harm to any environmental or social sustainable objective, the financial product assesses each investment against a set of indicators of adverse impacts by conducting proprietary Fundamental ESG analysis for all portfolio holdings. The ESG analysis aims to identify the quality of governance structures, the most material environmental and social harms for a company or issuer and assesses how well these harms are addressed and managed. The Investment Manager seeks robust policies, processes, management systems and incentives as well as adequate disclosure, as applicable. Additionally, the Investment Manager assesses any past controversies identified. A proprietary aggregate ESG score is then assigned for each company or issuer taking into account the indicators as set out below, based on a qualitative judgement. Where sufficient ESG quality is not achieved, a company or issuer is excluded from the financial product's investable universe. The Investment Manager considers it important to engage with companies and issuers and to analyse company and issuer disclosures and reports. The ESG process is proprietary to the Investment Manager, although the Investment Manager uses external ESG-research as an input.

Principal adverse impacts are the most significant negative impacts of investment decisions on sustainability factors relating to environmental, social and employee matters, respect for human rights, anti-corruption and anti-bribery matters.

— — *How were the indicators for adverse impacts on sustainability factors taken into account?*

The investment manager ensures that throughout its investment process, the financial product takes into account principal adverse impact indicators that are relevant to its investment strategy to select the sustainable investments that the financial product partially intends to make by systematically implementing the sustainable investment pillars defined in the BNP Paribas Asset

Management Global Sustainability Strategy (GSS) into its investment process : RBC policy, ESG integration guidelines, Stewardship, the forward-looking vision – the '3Es' (Energy transition, Environmental sustainability, Equality & Inclusive Growth).

The Indicators for adverse impacts on sustainability factors have been taken into account in the Investment Manager's Fundamental ESG analysis as follows – the data considered, as prescribed by SFDR, by the Investment Manager to assess the relevant indicator is set out in the first paragraph under each indicator below:

Mandatory Indicators

GHG emissions, carbon footprint and GHG intensity of investee companies

Data considered: an investee company's absolute scope 1, 2 and 3 GHG emissions, and its enterprise value and revenue.

Companies are tiered between those providing full disclosure of Scopes 1, 2, 3 emissions across the majority of their operations; reporting across all four pillars prescribed by the Task Force on Climate related Financial Disclosures (TCFD); having set stretching short-medium term target (3+ years), as well as a Net zero/Paris Agreement aligned/Science-based long term target (10-30 years) and detailed actions plans versus those with no emission disclosure in place, no targets and no clear commitment to setting one.

Exposure to companies active in the fossil fuel sector

Data considered: an investee company's exposure to fossil fuel revenues.

The Investment Manager evaluates a company's transition to a low carbon economy by working towards ambitious science-based Paris-aligned decarbonisation targets and by strategically phasing out any fossil fuel exposure.

Share of non-renewable energy consumption and production, and energy consumption intensity per high impact climate sector

Data considered: an investee company's total energy consumption and production as well as the consumption and production from non-renewable energy sources, and an investee company's output metric as the basis of energy intensity.

Companies are tiered between those providing state of the art management processes and reporting for all environmental key issues through certified management systems referencing international or industry standards, challenging long term and interim targets relevant to key issues, relevant KPIs and reporting aligned with internationally recognised frameworks prescribed by the International Sustainability Standards Board (ISSB), the Global Reporting Initiative (GRI) and the CDP, versus companies with limited management processes and reporting, for example providing only qualitative KPIs and anecdotal disclosures.

Activities negatively affecting biodiversity-sensitive areas

Data considered an investee company's sites/operations located in or near to biodiversity-sensitive areas.

The Investment Manager uses external tools and research as well as its own proprietary analysis in assessing companies' management of nature-related harms. The Investment Manager seeks investment in companies or issuers that have addressed the harm with robust policies, processes, management systems and incentives that are scaled appropriately to the importance of the harm. Site-level geolocation data and regional exposure are not always easily available or disclosed by companies and issuers. The Investment Manager engages with companies to achieve geo-location data and to assess the potential harm at the specific locations of interest, for example highlighting habitats of IUCN Red List species (the International Union for Conservation of Nature), protected areas and key biodiversity areas in the vicinity.

Emissions to water, and hazardous waste and radioactive waste ratio

Data considered: an investee company's generated tonnes of emissions to water, and tonnes of hazardous waste and radioactive waste.

Companies are tiered between those providing state of the art management processes and reporting for all environmental key issues through certified management systems referencing international or industry standards, challenging long term and interim targets relevant to key issues, relevant KPIs and reporting aligned with internationally recognised frameworks such as ISSB, GRI and CDP, versus companies with limited management processes and reporting, for example providing only qualitative KPIs and anecdotal disclosures.

Violations of UN Global Compact principles and Organisation for Economic Cooperation and Development (OECD) Guidelines for Multinational Enterprises

Data considered: an investee company's involvement in violations of the UNGC principles or OECD Guidelines for Multinational Enterprises.

The Investment Manager screens the Sub-Fund's investments against adherence to global standards such as the UN Global Compact principles and OECD Guidelines for Multinational Enterprises. An external research provider is used to support this screening activity. A company found to be in breach of these international norms and standards is excluded from the investable universe and divested. Where a company is flagged for potential breaches, the Investment Manager will monitor and seek to engage, as appropriate.

Lack of processes and compliance mechanisms to monitor compliance with UN Global Compact principles and OECD Guidelines for Multinational Enterprises

Data considered: instances where an investee company is lacking policies to monitor compliance with the UNGC Principles or OECD Guidelines.

The Investment Manager uses external tools and research to ascertain the existence/non-existence of these policies and identify those companies that do not satisfy credible policy standards in all those areas that speak to UNGC principles or the OECD Guidelines.

Unadjusted gender pay gap

Data considered: an investee company's average gross hourly earnings of male paid employees and of female paid employees as a percentage of average gross hourly earnings of male paid employees.

Companies are assessed for their pay equity through review of the pay gap, where available, alongside a broader set of KPIs related to Equality, Diversity & Inclusion (ED&I). Companies are tiered between those demonstrating state of the art management processes and those with no ED&I disclosure.

Board gender diversity

Data considered: an investee company's number of women on the board of directors and percentage of board members that are female.

Companies are assessed for their board gender diversity alongside other key roles which influence company strategy alongside a broader set of metrics related to leadership diversity. Companies are tiered between those achieving 40%-60% women on the board and in executive management as well as demonstrating diversity in key roles and those with no women on the board or in executive management.

Exposure to controversial weapons (anti-personnel mines, cluster munitions, chemical weapons and biological weapons)

Data considered: an investee company's exposure to controversial weapons through business activity and ownership.

Companies are screened by business activity in an effort to ensure, using a combination of screen activity and the Investment Manager's qualitative judgement, that they are not involved in the

activity of manufacturing or of manufacturing tailor-made components, using, repairing, putting up for sale, selling, distributing, importing or exporting, storing or transporting controversial or indiscriminate weapons such as anti-personnel mines, submunitions, inert ammunition and armour containing depleted uranium or any other industrial uranium, weapons containing white phosphorus, biological, chemical or nuclear weapons. The Investment Manager seeks to exclude all companies with any involvement in controversial weapons from investment and in addition uses qualitative judgement as part of the analysis. If the Investment Manager determines that one of these activities takes place within a subsidiary, the direct parent company is also considered to be involved in controversial weapons if it holds a majority equity interest in the subsidiary. Likewise, if one of the above-mentioned activities is determined to take place within a parent company, any majority-owned subsidiary of this parent company is also deemed to be involved.

Voluntary Indicators

Investments in companies without carbon emission reduction initiatives

Data considered: instances where an investee company is lacking of all of the following: near-term GHG reduction target, long-term GHG reduction target (10+ years), science-based GHG reduction target, Net Zero commitment.

The Investment Manager actively seeks to engage with companies to encourage the implementation of effective performance management systems, with the objective to establish GHG emissions baseline data (scope 1, 2 and 3), set science-based long-term carbon emission reduction targets with a viable action plan to deliver on these targets, and regularly report.

Water usage and recycling

Data considered: an investee company's operational water use (cubic meters of water consumed), and water management (percentage of water recycled and reused).

Companies are tiered between those providing state of the art management processes and reporting for all environmental key issues through certified management systems referencing international or industry standards, challenging long term and interim targets relevant to key issues, relevant KPIs and reporting aligned with internationally recognised frameworks such as ISSB, GRI and CDP, versus companies with limited management processes and reporting, for example providing only qualitative KPIs and anecdotal disclosures.

Number of convictions and amount of fines for violation of anti-corruption and anti-bribery laws

Data considered: an investee company's number of convictions per severity category in the past three to five years (three years for minor controversies or incidents; five years for more significant controversies or incidents).

The materiality and severity of convictions and fines for violation of anti-corruption and anti-bribery laws are reviewed as part of the Fundamental ESG analysis.

— Were sustainable investments aligned with the OECD Guidelines for Multinational Enterprises and the UN Guiding Principles on Business and Human Rights? Details:

The investment universe of the financial product is periodically screened with a view to identify issuers that are potentially in violation or at risk of violation of the UN Global Compact Principles, OECD Guidelines for Multinational Enterprises and UN Guiding Principles on Business & Human Rights, including the principles and rights set out in the eight fundamental conventions identified in the Declaration of the International Labour Organisation on Fundamental Principles and Rights at Work and the International Bill of Human Rights. This assessment is conducted within the BNPP AM Sustainability Centre on the basis of internal analysis and information provided by external experts, and in consultation with BNP Paribas Group CSR Team.

If an issuer is found to be in serious and repeated violations of any of the principles, it will be placed on an 'exclusion list' and will not be available for investment. Existing investments should be divested from the portfolio according to an internal procedure. If an issuer is at risk of violating any of the principles, it is placed on a 'watch list' monitored, as appropriate



How did this financial product consider principal adverse impacts on sustainability factors ?

The Sub-Fund considers principal adverse impacts on sustainability factors by identifying, assessing, and managing negative effects of portfolio-related investment decisions on environmental, social and employee matters, respect for human rights, and anti-bribery & corruption matters.

The following illustrates how this exposure is intended to be managed, once identified and assessed, taking into account each of the mandatory and voluntary indicators listed above.

1. All companies and other issuers must meet financial and ESG criteria before entering the Sub-Fund's list of investable companies. When all the data is gathered, an ESG report is written and a proprietary aggregate ESG score assigned. Where sufficient ESG quality is not achieved, a company or issuer is excluded from the investable universe. In cases where a company has a low ESG score, but is not deemed to cause significant harm and is not excluded, the company will have a capped position size in the portfolio, for risk management reasons. The Investment Manager does not seek to exclude a certain number or percentage of companies or issuers, but rather seeks an absolute level of ESG quality based on a qualitative judgement.

2. Bottom-up company-specific engagement: As part of the Investment Manager's ongoing, proprietary company and issuer-level ESG analysis, it identifies company and issuer-specific matters and risks and actively engages with companies and issuers about these matters. For the bottom-up, company specific engagements, the objective is typically to solve or improve the issue that has been identified as part of ESG analysis and when that objective has been achieved, move to the next objective or pause the engagement.

Top-down strategic engagement: Every year the Investment Manager assesses and outlines the engagement priorities for the next 12 months. These priorities are based on market developments and emerging sustainability issues that are considered relevant and material for companies and issuers. The Investment Manager then identifies the companies and issuers which it considers are most exposed to these topics and focuses its engagement on specific companies and issuers. For the strategic engagement areas, the Investment Manager sets up specific steps as objectives that it seeks to reach with the engagements. The strategic engagement areas have analysts assigned as leads for each of the areas of engagement.

3. Where the Investment Manager identifies unmanaged risk, and its usual management approach to engagement fails to produce positive outcomes, its Escalation Policy takes hold.

If the Investment Manager views the investee company or issuer is unresponsive to engagement or unwilling to consider alternative options posing less significant risks to shareholders, the Investment Manager will escalate the dialogue by:

- Seeking alternative or more senior contacts within the company or issuer
- Intervening or engaging together with other shareholders
- Intervening or engaging together with other institutions or organisations (multi-stakeholder)
- Highlighting the issue and/or joint engagements regarding the issue through institutional platforms and/or
- Filing or co-filing resolutions at General Meetings

If interventions are unsuccessful and the Investment Manager considers that the risk profile of the company has significantly deteriorated or company strategy/governance structures have altered

because of an incident, to a degree where the return outlook and the company's strategy and quality no longer meet expectations, the company would be excluded from the investable universe and/or sold.



What were the top investments of this financial product?

The list includes investments constituting the **greatest proportion of investments** of the financial product during the reference period which is: 30.12.2022

Largest investments	Sector	% Assets*	Country
LINDE PLC	Materials	4.12%	United Kingdom
WASTE MANAGEMENT INC	Industrials	3.66%	United States
AGILENT TECHNOLOGIES INC	Health Care	3.59%	United States
REPUBLIC SERVICES INC A	Industrials	3.06%	United States
LAIR LIQUIDE SA POUR LETUDE ET LEXPLO DES PROCEDES	Materials	3.05%	France
GEORGES CL	Industrials	2.97%	Germany
GEA GROUP AG	Industrials	2.95%	France
SCHNEIDER ELECTRIC	Information Technology	2.83%	United States
ANSYS INC	Utilities	2.66%	France
VEOLIA ENVIRON. SA	Utilities	2.65%	United States
AMERICAN WATER WORKS INC	Health Care	2.51%	United States
WATERS CORP	Information Technology	2.51%	United States
TEXAS INSTRUMENT INC	Information Technology	2.49%	United States
AUTODESK INC	Materials	2.48%	Netherlands
KONINKILIJKE DSM NV	Utilities	2.44%	Denmark
ORSTED			

Source of data: BNP Paribas Asset Management, as at 30.12.2022

The largest investments are based on official accounting data and are based on the transaction date.

* Any percentage differences with the financial statement portfolios result from a rounding difference.

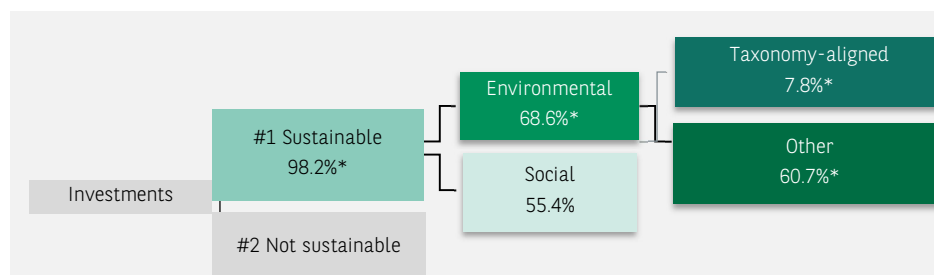


What was the proportion of sustainability-related investments?

What was the asset allocation?

Asset allocation describes the share of investments in specific assets.

The proportion of the investments used to meet the sustainable investment objective in accordance with the binding elements of its investment strategy is **98.2%**.



The category **#1 Sustainable** covers sustainable investments with environmental or social objectives.

The sub-category **#2 Not sustainable** includes the remaining investments of the financial product which are neither aligned with the environmental or social characteristics, nor are qualified as sustainable investments.

* The data shown are calculated as of 03/01/2023. At that time, some assets in the portfolio were subject to a fundamental analysis by the management company in order to confirm their qualification as a "sustainable investment" in the sense of SFDR.

● *In which economic sectors were the investments made ?*

Sectors	% Asset
Industrials	36.48%
Information Technology	23.61%
Materials	15.77%
Health Care	9.77%
Utilities	7.75%
Consumer Discretionary	3.01%
Real Estate	1.98%
Cash	1.16%
Forex contracts	0.48%

Source of data: BNP Paribas Asset Management, as at 30.12.2022
The largest investments are based on official accounting data and are based on the transaction date.



To what extent were the sustainable investments with an environmental objective aligned with the EU Taxonomy?

The extent to which sustainable investments with an environmental objective are aligned with the EU Taxonomy and that contribute to the environmental objectives climate change mitigation, climate change adaptation, the sustainable use and protection of water and marine resources, the transition to a circular economy, pollution prevention and control and/or the protection and restoration of biodiversity and ecosystems are disclosed in the two graphs below.

The management company is improving its systems for collecting data in line with the EU Taxonomy to ensure the accuracy and adequacy of published sustainability information under the European Taxonomy Regulation. Further updates of the prospectus and the alignment of commitments with the EU Taxonomy may be made accordingly.

Economic activities that are not recognised by the EU taxonomy are not necessarily harmful to the environment or unsustainable. Moreover, not all activities that can make a substantial contribution to environmental and social objectives are yet integrated into the EU Taxonomy.

● ***Did the financial product invest in fossil gas and/or nuclear energy activities that comply with the EU Taxonomy ¹?***

☐ Yes: ☐ In fossil gas ☐ In nuclear energy

☒ No:

At the date of closure of the accounting year and preparation of the annual report, the data are not available and the management company does not have the information relating to the previous year.

To comply with the EU Taxonomy, the criteria for fossil gas include limitations on emissions and switching to fully renewable power or low-carbon fuels by the end of 2035. For nuclear energy, the criteria include comprehensive safety and waste management rules.

¹ Fossil gas and/or nuclear related activities will only comply with the EU Taxonomy where they contribute to limiting climate change ("climate change mitigation") and do not significantly harm any EU Taxonomy objective - see explanatory note in the left hand margin. The full criteria for fossil gas and nuclear energy economic activities that comply with the EU Taxonomy are laid down in Commission Delegated Regulation (EU) 2022/1214.



Taxonomy-aligned activities are expressed as a share of :

- **turnover** reflecting the “greenness” of investee companies.
- **capital expenditure (CapEx)** showing the green investments made by investee companies relevant for a transition to a green economy
- **operational expenditure (OpEx)** reflecting green operational activities of investee companies.

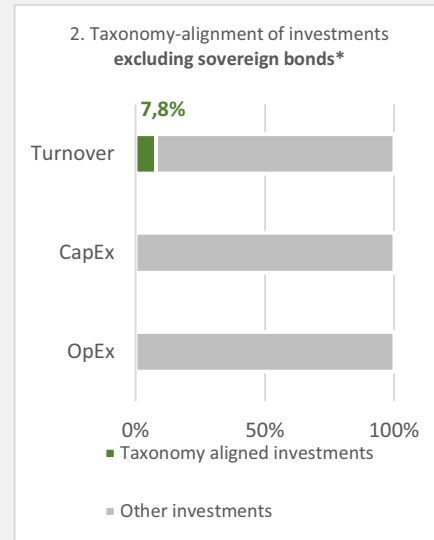
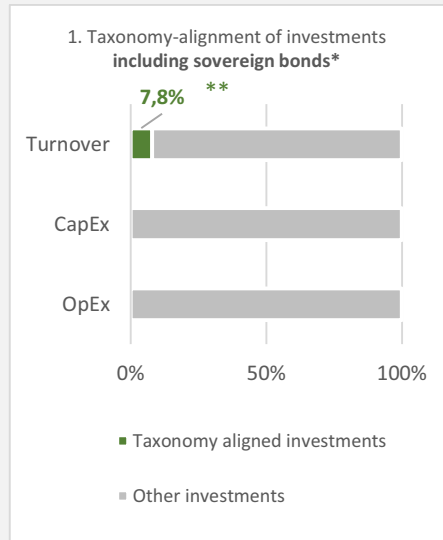
Enabling activities directly enable other activities to make a substantial contribution to an environmental objective.

Transitional activities are activities for which low-carbon alternatives are not yet available and among others have greenhouse gas emission levels corresponding to the best performance.



are sustainable investments with an environmental objective that **do not take into account the criteria** for environmentally sustainable economic activities under the EU Taxonomy.

The graphs below show in green the percentage of investments that were aligned with the EU Taxonomy. As there is no appropriate methodology to determine the Taxonomy-alignment of sovereign bonds, the first graph shows the Taxonomy-alignment in relation to all the investments of the financial product including sovereign bonds, while the second graph shows the Taxonomy-alignment only in relation to the investments of the financial product other than sovereign bonds.*



* For the purpose of these graphs, 'sovereign bonds' consist of all sovereign exposures

** Real taxonomy aligned

What was the share of investments made in transitional and enabling activities?

The share of investments in transitional and enabling activities within the meaning of the Regulations Taxonomy is 0% for transitional activities and 0% for enabling activities.

How did the percentage of investments that were aligned with the EU Taxonomy compare with previous reference periods?

Not applicable for the first periodic report.



What was the share of sustainable investments with an environmental objective not aligned with the EU Taxonomy?

The share of sustainable investments with an environmental objective that are not aligned with the European Taxonomy Regulation is **60.7%**.

The management company is improving its systems for collecting data in line with the EU Taxonomy to ensure the accuracy and adequacy of published sustainability information under the European Taxonomy Regulation. Meanwhile, the financial product will invest in sustainable investments whose environmental objective is not aligned with the EU Taxonomy.



What was the share of socially sustainable investments?

Socially sustainable investments represent **55.4%** of the financial product.



What investments were included under 'not sustainable', what was their purpose and were there any minimum environmental or social safeguards?

The remaining proportion of the investments is made in instruments used for liquidity and/or hedging purposes, such as cash, deposits and derivatives.

The investment manager will ensure that those investments are made while maintaining the sustainable investment objective of the financial product. In addition, those investments are made in compliance with our internal processes, including the following minimum environmental or social safeguards:

- the risk management policy. The risk management policy comprises procedures as are necessary to enable the management company to assess for each financial product it manages the exposure of that product to market, liquidity, sustainability and counterparty risks. And
- the RBC policy, where applicable, through the exclusion of companies involved in controversies due to poor practices related to human and labour rights, environment, and corruption, as well as companies operating in sensitive sectors (tobacco, coal, controversial weapons, asbestos,...), as these companies are deemed to be in violation of international norms, or to cause unacceptable harm to society and/or the environment.



What actions have been taken to attain the sustainable investment objective during the reference period ?

- The financial product shall comply with the RBC Policy by excluding companies involved in controversies due to poor practices related to human and labor rights, environment, and corruption, as well as companies operating in sensitive sectors (tobacco, coal, controversial weapons, asbestos,...), as these companies are deemed to be in violation of international norms, or to cause unacceptable harm to society and/or the environment;

More information on the RBC Policy, and in particular criteria relating to sectoral exclusions, can be found on the website of the investment manager: Sustainability documents - BNPP AM Corporate English (bnpparibas-am.com).

- The financial product shall invest in companies with at least a 20% of revenue, profit or invested capital aligned with the financial product's thematic;
- The financial product shall have at least 90% of its assets (excluding ancillary assets) covered by the ESG analysis based on the proprietary Impax Fundamental Score ESG methodology;
- The financial product shall invest at least 85% of its portfolio in "sustainable investments" as defined in Article 2 (17) of the SFDR regulation. Criteria to qualify an investment as "sustainable investment" and the quantitative and qualitative thresholds are indicated in the main part of the Prospectus.
- The financial product's shall invest at least 2% of its assets in companies "EU Taxonomy Aligned".

In addition, the management company has implemented a voting and engagement policy. Several examples of commitments are detailed in the vote and commitment section of the Sustainability Report. These documents are available at the following link: <https://www.bnpparibas-am.com/en/documentation-sustainability/>



How did this financial product perform compared to the reference sustainable benchmark?

No reference benchmark has been designated for the purpose of attaining the environmental or social characteristics promoted by the financial product.

Reference benchmarks are indexes to measure whether the financial product attains the sustainable objective

- *How does the reference benchmark differ from a broad market index?*

Not applicable.

- *How did this financial product perform with regard to the sustainability indicators to determine the alignment of the reference benchmark with the sustainable objective?*

Not applicable.

- *How did this financial product perform compared with the reference benchmark?*

Not applicable.

- *How did this financial product perform compared with the broad market index?*

Not applicable.

