

# Sustainability disclosures (unaudited)

## ANNEX IV

Template periodic disclosure for the financial products referred to in Article 8, paragraphs 1, 2 and 2a, of Regulation (EU) 2019/2088 and Article 6, first paragraph, of Regulation (EU) 2020/852

**Sustainable investment** means an investment in an economic activity that contributes to an environmental or social objective, provided that the investment does not significantly harm any environmental or social objective and that the investee companies follow good governance practices.

The **EU Taxonomy** is a classification system laid down in Regulation (EU) 2020/852, establishing a list of **environmentally sustainable economic activities**. That Regulation does not lay down a list of socially sustainable economic activities. Sustainable investments with an environmental objective might be aligned with the Taxonomy or not.

**Sustainability indicators** measure how the environmental or social characteristics promoted by the financial product are attained.

**Product name:** Robeco Capital Growth Funds - Robeco Emerging Stars Equities  
**Legal entity identifier:** 213800QZQKHD6N2CO791

## Environmental and/or social characteristics

### Did this financial product have a sustainable investment objective?

☒ ☐ ☐ **Yes**

☐ It made **sustainable investments with an environmental objective**: \_\_\_\_%

- ☐ in economic activities that qualify as environmentally sustainable under the EU Taxonomy
- ☐ in economic activities that do not qualify as environmentally sustainable under the EU Taxonomy

☐ It made **sustainable investments with a social objective**: \_\_\_\_%

☒ ☐ ☒ **No**

☒ It **promoted Environmental/Social (E/S) characteristics** and while it did not have as its objective a sustainable investment, it had a proportion of 72.0% of sustainable investments

- ☐ with an environmental objective in economic activities that qualify as environmentally sustainable under the EU Taxonomy
- ☒ with an environmental objective in economic activities that do not qualify as environmentally sustainable under the EU Taxonomy
- ☒ with a social objective

☐ It promoted E/S characteristics, but **did not make any sustainable investments**



### To what extent were the environmental and/or social characteristics promoted by this financial product met?

The fund promotes the following Environmental and Social characteristics:

1. All equity holdings granted the right to vote and Robeco exerted that right by voting according to Robeco's Proxy Voting Policy, unless impediments occurred (e.g. share blocking).
2. The sub-fund's portfolio complied with Robeco's Exclusion Policy excluding investments in companies that are exposed to controversial behavior and controversial products. This means that the Sub-fund had no exposure to excluded securities, taking into account a grace period.
3. The sub-fund scrutinized investment in companies that are in breach of the ILO standards, UNGPs, UNGC or OECD Guidelines for Multinational Enterprises. Companies in the portfolio that have

## Sustainability disclosures (unaudited)

breached one of the international guidelines during the investment period, have become part of the Enhanced Engagement program. When engagement deemed highly unlikely to succeed, the company was excluded directly.

4. Investments with an elevated sustainability risk are defined by Robeco as companies with an ESG Risk Rating of 40 and higher. The sub-fund was limited to a maximum exposure of 10% to investments with an elevated sustainability risk, based on the market weight in the portfolio taking into account regional differences and benchmark. Each investment with an ESG Risk rating of higher than 40 requires separate approval by a dedicated committee of SI specialists, compliance and risk management that oversees the bottom-up sustainability analysis.

### ● ***How did the sustainability indicators perform?***

The sustainability indicators used to measure the attainment of each of the environmental or social characteristics promoted by this financial product performed as follows. All values are based on the positions and available data as at 31 December 2022.

1. On behalf of the sub-funds votes, were cast on 625 agenda items at 61 shareholders' meetings.
2. The portfolio contained no investments that are on the Exclusion list as result of the application of the applicable exclusion policy.
3. 0 companies in portfolio are in violation of the ILO standards, UNGPs, UNGC or OECD Guidelines for Multinational Enterprises and hence are a part of the Enhanced Engagement program.
4. 0.00% of the holdings in portfolio had an elevated sustainability risk profile.

### ● ***What were the objectives of the sustainable investments that the financial product partially made and how did the sustainable investment contribute to such objectives?***

Robeco uses its proprietary SDG framework to determine if an investment qualifies as sustainable investment. Robeco's SDG Framework is a tool that systematically assesses individual companies on key SDG targets and sector-specific indicators which help analysts determine a company's SDG contributions. These contributions aggregate into an overall SDG company score. The resulting scores are used to help construct portfolios that pursue positive impact, avoid negative impact, and support sustainable progress in the economy, society and the natural environment. Positive scores imply that the investment do not significant harm any of the UN Sustainable Development goals.

The sustainable investments contributed to any or more of the UN Sustainable Development Goals, which include both social and environmental objectives. Robeco used its proprietary SDG Framework to assess which investments constitute a sustainable investment as referred to in art 2(17) SFDR. Under the SDG Framework, "SDG scores" are calculated for each investment. Investments having positive SDG scores (+1, +2, +3) are deemed to contribute to the UN SDGs.

# Sustainability disclosures (unaudited)

**Principal adverse impacts** are the most significant negative impacts of investment decisions on sustainability factors relating to environmental, social and employee matters, respect for human rights, anti-corruption and anti-bribery matters.

***How did the sustainable investments that the financial product partially made not cause significant harm to any environmental or social sustainable investment objective?***

Alignment with the OECD Guidelines for Multinational Enterprises, the UN Guiding Principles on Business and Human Rights and Principal Adverse Impact (PAI) are considered in the calculation of SDG scores under Robeco's proprietary SDG Framework. Violations with the OECD Guidelines for Multinational Enterprises and the UN Guiding Principles on Business and Human Rights and Principal Adverse Impact lead to a negative SDG score. Only investments with a positive SDG score can be classified as sustainable investment, indicating that such investments did no significant harm to any environmental or social sustainable investment objective. Minus scores show harm. Scores of -2 or -3 may even cause significant harm.

***How were the indicators for adverse impacts on sustainability factors taken into account?***

The fund considered principal adverse impacts of its investment decisions on sustainability factors as part of its investment due diligence process and procedures. For sustainable investments this meant ensuring that the investments do no significant harm to any environmental or social objective. Many PAI indicators are either directly or indirectly included in the SDG Framework to determine whether a company has significant impacts on the SDGs related to the PAI indicators.

The following PAIs were considered in the fund:

- PAI 1, table 1 was considered for scope 1, 2 and 3 Green House Gas emissions via engagement, proxy voting and exclusions. Robeco's Exclusion policy covers the exclusion of activities with highly negative climate impacts (e.g. thermal coal (≥ 20% of the revenues), oil sands (≥ 10% of the revenues) and arctic drilling (≥ 5% of the revenues)).
- PAI 2, table 1 was considered for scope 1 and 2 carbon footprint via engagement, proxy voting and exclusions. Robeco's Exclusion policy covers the exclusion of activities with highly negative climate impacts (e.g. thermal coal (≥ 20% of the revenues), oil sands (≥ 10% of the revenues) and arctic drilling (≥ 5% of the revenues)).
- PAI 3, table 1 was considered for scope 1 and 2 Green House Gas intensity of investee companies via engagement, proxy voting and exclusions. Robeco's Exclusion policy covers the exclusion of activities with highly negative climate impacts (e.g. thermal coal (≥ 20% of the revenues), oil sands (≥ 10% of the revenues) and arctic drilling (≥ 5% of the revenues)).
- PAI 4, table 1 regarding the exposure to companies in the fossil fuel sector was considered via engagement, proxy voting and exclusions. Robeco's Exclusion policy covers the exclusion of activities with highly negative climate impacts (e.g. thermal coal (≥ 20% of the revenues), oil sands (≥ 10% of the revenues) and arctic drilling (≥ 5% of the revenues)).
- PAI 5, table 1 regarding the share of energy consumption from non-renewable sources was considered via engagement, proxy voting and exclusions. Robeco is committed to contribute to the goals of the Paris Agreement and to achieving net zero carbon emissions by 2050. The portfolio decarbonization targets are derived from the P2 pathway from the IPCC 1.5-degree scenario of 2018. The P2 pathway is composed of the following emission milestones: 49% reduction of GHG emissions in 2030 and -89% reduction of GHG emissions in 2050, both relative to 2010 baseline.
- PAI 6, table 1 regarding Energy consumption per High Impact Climate sector was considered via engagement, proxy voting and exclusions. Robeco's Exclusion policy covers the exclusion of activities with highly negative climate impacts (e.g. thermal coal (Coal power expansion plans ≥ 300 MW)).

## Sustainability disclosures (unaudited)

- PAI 7, table 1 regarding activities negatively affecting biodiversity sensitive areas was considered via engagement. Robeco is developing methods to evaluate the materiality of biodiversity for our portfolios, and the impact of our portfolios on biodiversity. Based on such methods Robeco will set quantified targets in order to combat biodiversity loss, latest by 2024.
- For relevant sectors, biodiversity impact is considered in fundamental SI research analysis. Robeco is developing a framework to consider this across all investments.
- PAI 8, table 1 regarding Water emissions was considered via engagement. Within Robeco's Controversial Behavior program, companies are screened on a potential violation in relation to water. When Robeco deems a company to cause significant negative impact on local water supply or waste issues which is a breach of UN Global Compact principle 7, it will either apply enhanced engagement or directly exclude the company from the universe.
- PAI 9, table 1 regarding hazardous waste and radioactive waste ratio was considered via engagement. In addition, within Robeco's Controversial Behavior program, companies are screened on a potential violation in relation to waste. When Robeco deems a company to cause significant negative impact on local water supply or waste issues which is a breach of UN Global Compact principle 7, it will either apply enhanced engagement or directly exclude the company from the universe.
- PAI 10, table 1 regarding violations of UN Global Compact principles and Organisation for Economic Cooperation and Development (OECD) Guidelines for Multinational Enterprises was considered via engagement, proxy voting and exclusions. Robeco acts in accordance with the International Labor Organization (ILO) standards, United Nations Guiding Principles (UNGPs), United Nations Global Compact (UNGC) Principles and the Organization for Economic Co-operation and Development (OECD) Guidelines for Multinational Enterprises, and is guided by these international standards to assess the behavior of companies. In order to mitigate severe breaches, an enhanced engagement process is applied where Robeco deems a severe breach of these principles and guidelines has occurred. If this enhanced engagement, which may last up to a period of three years, does not lead to the desired change, Robeco will exclude a company from its investment universe.
- PAI 11, table 1 regarding lack of processes and compliance mechanisms to monitor compliance with UN Global Compact principles and OECD Guidelines for Multinational Enterprises was considered via engagement and proxy voting. Robeco supports the human rights principles described in the Universal Declaration of Human Rights (UDHR) and detailed in the Guiding Principles on Business and Human Rights (UNGP), the OECD Guidelines for Multinational Enterprises and the eight fundamental International Labour Organization (ILO) conventions. Our commitment to these principles means Robeco will expect companies to formally commit to respect human rights, have in place human rights due diligence processes, and, where appropriate, ensure that victims of human rights abuses have access to remedy.
- PAI 12, table 1 regarding unadjusted gender pay-gap was considered via engagement and proxy voting. In 2022, Robeco launched an engagement program on diversity and inclusion, which will include elements in relation to the gender pay gap. Overall, gender pay gap disclosures are only mandatory in few jurisdictions (e.g. UK, California). Companies are encouraged to improve such disclosures.
- PAI 13, table 1 regarding board gender diversity was considered via engagement and proxy voting. In 2022, Robeco launched an engagement program on diversity and inclusion, which will include elements in relation to equal pay.
- PAI 14, table 1 regarding exposure to controversial weapons was considered via exclusions. For all strategies Robeco deems anti-personnel mines, cluster munitions, chemical, biological weapons, white phosphorus, depleted uranium weapons and nuclear weapons that are tailor made and essential, to be controversial weapons. Exclusion is applied to companies that are manufacturers of certain products that do not comply with the following treaties or legal bans on controversial weapons: 1. The Ottawa Treaty (1997) which prohibits the use, stockpiling, production and transfer of anti-personnel mines. 2. The Convention on Cluster Munitions (2008) which prohibits the use, stockpiling, production and transfer of cluster munitions. 3. The Chemical Weapons Convention (1997) which

## Sustainability disclosures (unaudited)

prohibits the use, stockpiling, production and transfer of chemical weapons. 4. Biological Weapons Convention (1975) which prohibits the use, stockpiling, production and transfer of biological weapons. 5. The Treaty on the Non-Proliferation of Nuclear Weapons (1968) which limits the spread of nuclear weapons to the group of so-called Nuclear Weapons States (USA, Russia, UK, France and China). 6. The Dutch act on Financial Supervision 'Besluit marktmisbruik' art. 21 a. 7. The Belgian Loi Mahoux, the ban on uranium weapons. 8. Council Regulation (EU) 2018/1542 of 15 October 2018 concerning restrictive measures against the proliferation and use of chemical weapons.

- PAI 4, table 2 regarding investments in companies without carbon emission reduction initiatives was considered via engagement. Robeco engages with key high emitters in our investment portfolios via the engagement themes "Acceleration to Paris" and "Net Zero Carbon Emissions".
- PAI 5, table 3 regarding the share of investments in investee companies without any grievance or complaintshandling mechanism was considered.
- PAI 6, table 3 regarding insufficient whistleblower protection was considered.
- PAI 7, table 3 regarding incidents of discrimination was considered.
- PAI 8, table 3 regarding excessive CEO pay ratio was considered via proxy voting and engagement under the engagement program "Responsible Executive Remuneration".
- 

### *Were sustainable investments aligned with the OECD Guidelines for Multinational Enterprises and the UN Guiding Principles on Business and Human Rights? Details:*

The sustainable investments were aligned with the OECD Guidelines for Multinational Enterprises and the UN Guiding Principles on Business and Human Rights via both Robeco's Exclusion Policy and Robeco's SDG Framework. Robeco's SDG Framework screens for breaches on these principles in the final step of the framework. In this step, Robeco checks whether the company concerned has been involved in any controversies. Involvement in any controversy will result in a negative SDG score for the company, meaning it is not a sustainable investment.

Robeco's Exclusion Policy includes an explanation of how Robeco acts in accordance with the International Labor Organization (ILO) standards, United Nations Guiding Principles (UNGPs), United Nations Global Compact (UNGC) Principles and the Organization for Economic Co-operation and Development (OECD) Guidelines for Multinational Enterprises and is guided by these international treaties to assess the behaviour of companies. Robeco continuously screens its investments for breaches of these principles. In the reported year, there have been no breaches.

*The EU Taxonomy sets out a "do not significant harm" principle by which Taxonomy-aligned investments should not significantly harm EU Taxonomy objectives and is accompanied by specific Union criteria.*

The "do no significant harm" principle applies only to those investments underlying the financial product that take into account the EU criteria for environmentally sustainable economic activities. The investments underlying the remaining portion of this financial product do not take into account the EU criteria for environmentally sustainable economic activities.

*Any other sustainable investments must also not significantly harm any environmental or social objectives.*

# Sustainability disclosures (unaudited)



## How did this financial product consider principal adverse impacts on sustainability factors?

PAI were considered both pre-investment (through exclusions and through integration in the investment due diligence) and post-investments (through engagement). All values are based on the average positions over the reporting period.

Pre-investment, the following principal adverse impacts on sustainability factors were considered:

- Via the applied normative and activity-based exclusions, the following PAIs were considered:
  - Exposure to companies active in the fossil fuel sector (PAI 4, Table 1) was 4.01% of the net assets, compared to 3.84% of the benchmark
  - Exposure to companies in violations of the UN Global Compact Principles and Organisation for Economic Cooperation and Development (OECD) Guidelines for Multinational Enterprises (PAI 10, Table 1) was 0% of the net assets, compared to 1.5% of the benchmark
  - Exposure to companies exploiting activities negatively affecting biodiversity-sensitive areas (PAI 7, Table 1) was 1.98% of the net assets, compared to 3.85% of the benchmark. The consideration of this PAI is currently restricted to applying exclusions to palm oil producing companies and for any breaches to the UNGC, UNGP and OECD Guidelines for Multinational Enterprises in relation to biodiversity.
  - Exposure to controversial weapons (anti-personnel mines, cluster munitions, chemical weapons (PAI 14, Table 1) was 0% of the net assets, compared to 0.96% of the benchmark
- Via the ESG integration process, as part of the investment due diligence policies and procedures, the following PAIs were considered:
  - All indicators related to GHG emissions, as part of the required Climate Risk analysis (PAI 1-6, Table 1, PAI 4, Table 2)
  - Biodiversity, water and waste indicators (PAI 7-9, Table 1) when relevant for the sector
  - The board gender diversity (PAI 13, Table 1), expressed as the weighted average ratio of female to male board members of the portfolio was 0.2 compared to 0.2 for the benchmark.

Post-investment, the following principal adverse impacts on sustainability factors were taken into account:

- Via the application of the voting policy, the following PAIs were considered:
  - All indicators related to GHG emissions (PAI 1-6, Table 1)
  - Indicators in related to social and employee matters (PAI 10-13, Table 1; PAI 5-8, Table 3)
- Via Robeco's entity engagement program, the following PAIs were considered:
  - At year end 10 companies in portfolio were subject to the Robeco Entity Engagement program. Via the Robeco Entity Engagement program, the following numbers of engagement cases per PAI were active on portfolio holdings, during the reporting period: PAI 1, table 1: GHG emissions 3 cases. PAI 2, table 1: Carbon footprint 3 cases. PAI 3, table 1: GHG intensity of investee companies 3 cases. PAI 4, table 1: Exposure to companies active in the fossil fuel sector 3 cases. PAI 5, table 1: Share of nonrenewable energy consumption and production 3 cases. PAI 6, table 1: Energy consumption intensity per high impact climate sector 3 cases. PAI 12, table 1: Unadjusted gender pay gap 1 case.
  - All indicators related to Climate and other environment-related indicators (PAI 1-9, Table 1)
  - Violations of the UN Global Compact Principles and Organisation for Economic Cooperation and Development (OECD) Guidelines for Multinational Enterprises (PAI 10, Table 1)

## Sustainability disclosures (unaudited)

- In addition, based on a yearly review of Robeco's performance on all mandatory and selected voluntary indicators, holdings of The Sub-fund that cause adverse impact might be selected for engagement.



# Sustainability disclosures (unaudited)



## What were the top investments of this financial product?

The list includes the investments constituting the **greatest proportion of investments** of the financial product during the reference period which is: 1 January 2022 through 31 December 2022

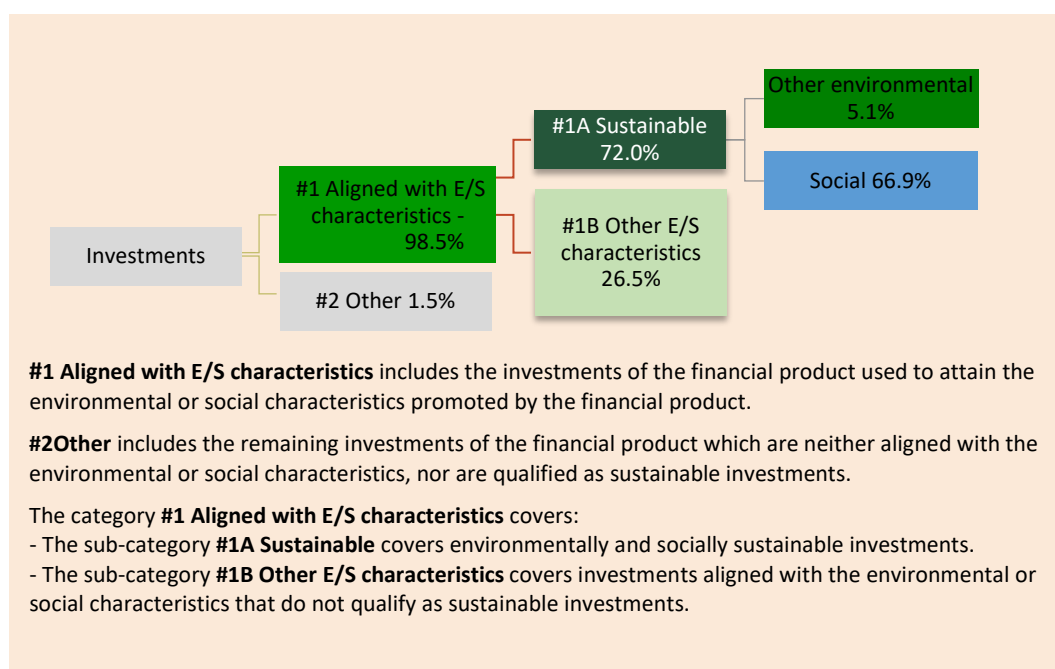
Largest investments	Sector	% Assets	Country
Taiwan Semiconductor Manufacturing Co Lt	Semiconductors & Semiconductor Equipment	7.74	Taiwan
Samsung Electronics Co Ltd	Technology Hardware, Storage & Peripherals	5.02	South Korea
Naspers Ltd	Internet & Direct Marketing Retail	4.54	South Africa
China Resources Land Ltd	Real Estate Management & Development	3.14	China
Hana Financial Group Inc	Banks	3.13	South Korea
Grupo Financiero Banorte SAB de CV	Banks	2.91	Mexico
ICICI Bank Ltd ADR	Banks	2.65	India
CTBC Financial Holding Co Ltd	Banks	2.61	Taiwan
Haier Smart Home Co Ltd	Household Durables	2.59	China
Bank Rakyat Indonesia Persero Tbk PT	Banks	2.49	Indonesia
PTT PCL	Oil, Gas & Consumable Fuels	2.48	Thailand
PICC Property & Casualty Co Ltd	Insurance	2.34	China
HCL Technologies Ltd	IT Services	2.28	India
Alibaba Group Holding Ltd	Internet & Direct Marketing Retail	2.26	China
Housing Development Finance Corp Ltd	Diversified Financial Services	2.25	India

## What was the proportion of sustainability-related investments?

98.9%

### What was the asset allocation?

**Asset allocation** describes the share of investments in specific assets.





# Sustainability disclosures (unaudited)

## ● In which economic sectors were the investments made?

Sector	Average exposure in % over the reporting period
<b>Sectors deriving revenues from exploration, mining, extraction, production, processing, storage, refining or distribution, including transportation, storage and trade, of fossil fuels -</b>	
Oil, Gas & Consumable Fuels	7.07
Gas Utilities	1.88
<b>Other sectors</b>	
Banks	18.73
Semiconductors & Semiconductor Equipment	12.82
Technology Hardware, Storage & Peripherals	10.43
Internet & Direct Marketing Retail	8.34
Real Estate Management & Development	6.34
Household Durables	6.03
Automobiles	4.97
Insurance	4.52
Food Products	2.31
IT Services	2.28
Diversified Financial Services	2.25
Chemicals	1.86
Electric Utilities	1.24
Pharmaceuticals	1.23
Metals & Mining	1.17
Consumer Finance	1.03
Construction Materials	0.91
Food & Staples Retailing	0.86
Auto Components	0.85
Wireless Telecommunication Services	0.69
Entertainment	0.65
Machinery	0.59
Transportation Infrastructure	0.01
Paper & Forest Products	0.00
Cash and other instruments	0.92

To comply with the EU Taxonomy, the criteria for **fossil gas** include limitations on emissions and switching to fully renewable power or low-carbon fuels by the end of 2035. For **nuclear energy**, the criteria include comprehensive safety and waste management rules.

**Enabling activities** directly enable other activities to make a substantial contribution to an environmental objective.

**Transitional activities** are activities for which low-carbon alternatives are not yet available and among others have greenhouse gas emission levels corresponding to the best performance.



## To what extent were the sustainable investments with an environmental objective aligned with the EU Taxonomy?

0%.

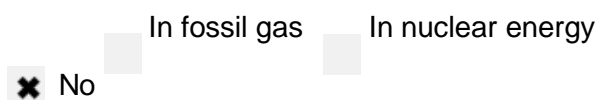


## Did the financial product invest in fossil gas and/or nuclear energy related activities complying with the EU Taxonomy 1?

☐ Yes:

<sup>1</sup> Fossil gas and/or nuclear related activities will only comply with the EU Taxonomy where they contribute to limiting climate change ("climate change mitigation") and do not significantly harm any EU Taxonomy objective - see explanatory note in the left hand margin. The full criteria for fossil gas and nuclear energy economic activities that comply with the EU Taxonomy are laid down in Commission Delegated Regulation (EU) 2022/1214.

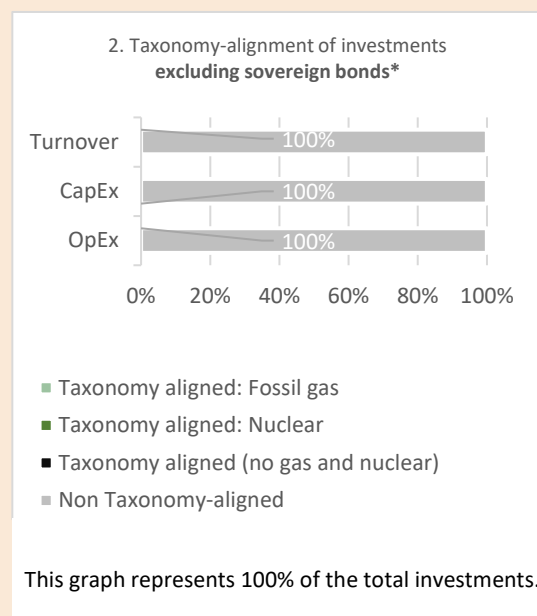

# Sustainability disclosures (unaudited)



Taxonomy-aligned activities are expressed as a share of:

- **turnover** reflecting the share of revenue from green activities of investee companies.
- **capital expenditure** (CapEx) showing the green investments made by investee companies, e.g. for a transition to a green economy.
- **operational expenditure** (OpEx) reflecting green operational activities of investee companies.

*The graphs below show in green the percentage of investments that were aligned with the EU Taxonomy. As there is no appropriate methodology to determine the taxonomy-alignment of sovereign bonds\*, the first graph shows the Taxonomy alignment in relation to all the investments of the financial product including sovereign bonds, while the second graph shows the Taxonomy alignment only in relation to the investments of the financial product other than sovereign bonds.*



\*For the purpose of these graphs, 'sovereign bonds' consist of all sovereign exposures

- **What was the share of investments made in transitional and enabling activities?**  
0%.

# Sustainability disclosures (unaudited)



## What was the share of sustainable investments with an environmental objective not aligned with the EU Taxonomy?

5.1%. This concerns investments with a positive score on one of more of the following SDG's, without harming other SDG's: SDG 12 (responsible consumption and production), 13 (climate action), 14 (life below water) or 15 (life on land).



## What was the share of socially sustainable investments?

66.9%. This concerns investments with a positive score on one of more of the following SDGs, without harming other SDGs: SDG 1 (No poverty), 2 (zero hunger), 3 (good health and well-being), 4 (quality education), 5 (gender equality), 6 (clean water and sanitation), 7 (affordable and clean energy), 8 (decent work and economic growth), 9 (industry, innovation and infrastructure), 10 (reduced inequalities), 11 (sustainable cities and communities), 16 (peace justice and strong institutions) or 17 (partnerships for the goals).



## What investments were included under "other", what was their purpose and were there any minimum environmental or social safeguards?

Amongst others, the use of cash, cash equivalents and derivatives is included under "Other". The fund may make use of derivatives for hedging, liquidity and efficient portfolio management as well as investment purposes (in line with the investment policy). Any derivatives in the fund were not used to attain environmental or social characteristics promoted by the financial product.



## What actions have been taken to meet the environmental and/or social characteristics during the reference period?

During the reporting period, the overall sustainability profile of the mandate was improved further by focusing on material information with regards to Environmental, Social and Governance factors. Furthermore, 10 holdings were under active engagement either within Robeco's thematic engagement programs or under more company-specific engagement topics related to Environmental, Social and/or Governance issues. In addition, none of the holdings has an elevated sustainability risk.