

01.10.2022 - 30.09.2023

Template periodic disclosure for the financial products referred to in Article 8, paragraphs 1, 2 and 2a, of Regulation (EU) 2019/2088 and Article 6, first paragraph, of Regulation (EU) 2020/852

Product name: **Pictet - Absolute Return Fixed Income**

Legal entity identifier: **549300UVU2ZEG8T8ZH17**

ENVIRONMENTAL AND/OR SOCIAL CHARACTERISTICS

Sustainable investment means an investment in an economic activity that contributes to an environmental or social objective, provided that the investment does not significantly harm any environmental or social objective and that the investee companies follow good Governance practices.

The **EU Taxonomy** is a classification system laid down in Regulation (EU) 2020/852, establishing a list of **environmentally sustainable economic activities**. That Regulation does not lay down a list of socially sustainable economic activities. Sustainable investments with an environmental objective might be aligned with the Taxonomy or not.

| DID THIS FINANCIAL PRODUCT HAVE A SUSTAINABLE INVESTMENT OBJECTIVE? | | | |
|---|--|--|--|
| <input checked="" type="radio"/> <input checked="" type="radio"/> | <input type="checkbox"/> Yes | <input checked="" type="radio"/> <input type="radio"/> | <input checked="" type="checkbox"/> No |
| <input type="checkbox"/> | It made sustainable investments with an environmental objective : ____% | <input checked="" type="checkbox"/> | It promoted Environmental/Social (E/S) characteristics and while it did not have as its objective a sustainable investment, it had a proportion of 15.11% of sustainable investments |
| | <input type="checkbox"/> in economic activities that qualify as environmentally sustainable under the EU Taxonomy | <input checked="" type="checkbox"/> | with an environmental objective in economic activities that qualify as environmentally sustainable under the EU Taxonomy |
| | <input type="checkbox"/> in economic activities that do not qualify as environmentally sustainable under the EU Taxonomy | <input checked="" type="checkbox"/> | with an environmental objective in economic activities that do not qualify as environmentally sustainable under the EU Taxonomy |
| | | <input checked="" type="checkbox"/> | with a social objective |
| <input type="checkbox"/> | It made sustainable investments with a social objective : ____% | <input type="checkbox"/> | It promoted E/S characteristics, but did not make any sustainable investments |

Note: Sustainable investments were calculated on a pass/fail basis including labelled bonds (where relevant to the asset class) and securities from issuers with minimum 20% exposure (as measured by revenue, EBIT, enterprise value or similar metrics) to economic activities that contributed to at least one environmental or social objective.



To what extent were the environmental and/or social characteristics promoted by this financial product met?

The environmental and social characteristics of this financial product were promoted using:

- Positive tilt:

The fund increased the weight of corporate bonds with low sustainability risks and/or decreased the weight of corporate bonds with high sustainability risks and, as a result, the corporate bonds it holds had a better ESG profile than the corporate bonds of the investment universe.

No reference index has been designated for the purpose of attaining the environmental or social characteristics promoted by the fund.

- Norms- and values-based exclusions:

The fund excluded issuers that have significant activities with adverse impacts on society or the environment or are in severe breach of international norms as detailed below:

Company Exclusions based on Controversial Activities and Revenue Thresholds

| Activity | Revenue Thresholds |
|---------------------------------|--------------------|
| Fossil Fuels and Nuclear Energy | |
| Thermal Coal Extraction | >25% |
| Thermal Coal Power Generation | >25% |
| Oil Sands Extraction | >25% |

Company Exclusions based on Controversial Activities and Revenue Thresholds

| | |
|---|------|
| Shale Energy Extraction | >25% |
| Off-shore Arctic Oil & Gas Exploration | >10% |
| Weapons | |
| Production of controversial weapons[1] | >0% |
| Military Contracting Weapons | >10% |
| | |
| Small Arms Civilian Customers (Assault Weapons) | >10% |
| Small Arms Civilian Customers (Non-Assault Weapons) | >10% |
| Small Arms Military/Law Enforcement Customers | >25% |
| Small Arms Key Components | >25% |
| Other Controversial Activities | |
| Adult Entertainment Production | >10% |
| Gambling Operations | >10% |
| Tobacco Products Production | >10% |

| | |
|---|--------------|
| Company Exclusions based on Breaches of International Norms | Excluded |
| Companies in severe breach of UN Global Compact Principles on human rights, labour standards, environmental protection and anti-corruption | Yes |
| | |
| Country Exclusions | Excluded |
| Countries (i) listed as State Sponsors of Terrorism as defined by the Office of Foreign Assets Control[2] or (ii) subject to EU financial sanctions targeting central banks and/or State-Owned enterprises (SOEs) | Yes |
| Countries (i) classified as very high or high risk in the Fragile State Index or (ii) affected by violent conflict as defined by the World Bank | Yes |
| Countries (i) listed under “alert” on the Fragile State Index or (ii) subject to export related sanctions by the EU | Watchlist[3] |

[1] Controversial weapons include anti-personnel mines, cluster munitions, biological & chemical weapons (including white phosphorous) and nuclear weapons from countries not signatory to the Treaty on the Non-Proliferation of Nuclear Weapons (NPT).

[2] “State Sponsors of Terrorism” is a designation applied by the United States Department of State to countries that repeatedly provided support to acts of international terrorism.

[3] In addition to hard exclusions, Pictet Asset Management maintains a watchlist including countries that require additional due diligence by investment teams prior to investment.

For further details please refer to Pictet Asset Management’s Responsible Investment policy (Appendix B).

- Active ownership:

The fund engaged with the management of companies on material ESG issues.

● How did the sustainability indicators perform?

Over the reporting period the sustainability indicators performed as follows:

• Overall ESG profile

The fund increased the weight of securities with low sustainability risks and/or decreased the weight of securities with high sustainability risks.

As a result the fund has achieved a better environmental, social and governance (ESG) profile than the investment universe.

• Principle Adverse Impact (PAI)

The fund used a combination of approaches to consider and, where possible, mitigate material adverse impacts of our investments on society and the environment, such as GHG emissions, air pollution, biodiversity loss, emissions to water, hazardous/radioactive waste, human rights, labour standards, corruption and bribery and public health.

Sustainability indicators measure how the environmental or social characteristics promoted by the financial product are attained.

The degree and the way these impacts were considered depended on factors such as the specific context of the investment that is causing the adverse impact, or the availability of reliable data.

In line with Pictet Asset Management's exclusion policy outlined in the firm's Responsible Investment policy (see table above for excluded activities and applied exclusion thresholds), the fund did not have any exposure to companies that derived a significant portion of their revenue from activities detrimental to society or the environment:

Controversial activities (weighted-average company revenues, in %)*:

| | Fund (%) | Reference Index (%) |
|---------------------------------|----------|---------------------|
| Fossil fuels and nuclear energy | 0.73 | 0.00 |
| Weapons | 0.00 | 0.00 |
| Other controversial activities | 0.03 | 0.00 |
| Not applicable: | 83.92 | 0.00 |
| Not covered: | 0.40 | 0.00 |

**Fossil fuels and nuclear energy include thermal coal extraction and power generation, oil & gas production and extraction, shale energy extraction, off-shore arctic oil & gas exploration, and nuclear power generation. Weapons include military contracting (weapon and weapon related services), and small arms (civilian customers (assault/ non-assault weapons, military law enforcement, key components). Other controversial activities include tobacco production, adult entertainment production, gambling operation, GMS development or growth, pesticides production or retail. Exposures are based on third-party data and may not reflect our internal view. Pictet Asset Management retains full discretion over the implementation of exclusion criteria and reserves the right to deviate from third-party information on a case-by-case basis in instances where it is deemed incorrect or incomplete.*

Source: Pictet Asset Management, Sustainalytics.

In addition, the fund excluded issuers that had exposure to:

- (i) PAI 10: Violations of UN Global Compact principles and Organisation for Economic Cooperation and Development (OECD) Guidelines for Multinational Enterprises.
- (ii) PAI 14: Exposure to controversial weapons (anti-personnel mines, cluster munitions, chemical weapons and biological weapons).

● Engagement

The fund engaged with 11 companies on ESG topics (data as of 30.09.2023). This includes in-house-led dialogues, collaborative investor initiatives, and third-party engagement services. To be considered an engagement, a dialogue with a targeted company must have a clear and measurable objective within a pre-defined time horizon. It is important to note that not all routine or monitoring interactions, even if they involve senior management or Board of Directors, are regarded as engagements in our assessment.

Source: Pictet Asset Management, Sustainalytics.

● ...and compared to previous periods?

This question will be addressed in future annual reports due to lack of a track record.

● What were the objectives of the sustainable investments that the financial product partially made and how did the sustainable investment contribute to such objectives?

The fund did not commit to a minimum proportion of sustainable investments.

However, ex-post, the fund invested in securities financing economic activities that substantially contributed to environmental and/or social objectives such as:

Environmental

- climate change mitigation or adaptation
- sustainable use and protection of water and marine resources
- transition to a circular economy
- pollution prevention and control, or
- protection and restoration of biodiversity and ecosystems

Social

- inclusive and sustainable communities

- adequate living standards and well-being for end users, or
- decent work

Pictet Asset Management used a proprietary reference framework as well as the objectives of the EU Taxonomy to define sustainable investments.

● **How did the sustainable investments that the financial product partially made not cause significant harm to any environmental or social sustainable investment objective?**

To prevent sustainable investments from causing significant harm to any other environmental or social objective, the fund applied the following screening criteria on a best effort basis:

- (i) Exclusions of issuers that have significant activities with adverse impacts on society or the environment (see description of RI exclusion framework).
- (ii) Issuers associated with high and severe controversies were not counted as Sustainable Investments.

Information were obtained from third-part providers and/or internal research. ESG information from third-party data providers may have been incomplete, inaccurate or unavailable. As a result, there was a risk that the Investment Manager may incorrectly assessed a security or issuer, resulting in the incorrect inclusion or exclusion of a security in the fund. Incomplete, inaccurate or unavailable ESG data may also acted as a methodological limitation to a non-financial investment strategy (such as the application of ESG criteria or similar). Where identified, the Investment Manager sought to mitigate this risk through its own assessment. In the event that the ESG characteristics of a security held by the fund changed, resulting in the security being sold, the Investment Manager does not accept liability in relation to such change.

● *How were the indicators for adverse impacts on sustainability factors taken into account?*

Pictet Asset Management monitors all mandatory Principal Adverse Impact indicators (included in Annex 1 of the Commission Delegated Regulation (EU) 22 / 1288) where we have robust data available. The quality of available data is expected to improve over time.

The fund considered and, where possible, mitigated adverse impacts of its investments on society and the environment that are deemed material to the investment strategy through a combination of portfolio management decisions, active ownership activities, and exclusion of issuers associated with controversial conduct or activities. More information is disclosed in the PAI entity report available under:

<https://documents.am.pictet/?cat=marketing-permalink&dtyp=PAI&dla=en&bl=PAM>

● *Were sustainable investments aligned with the OECD Guidelines for Multinational Enterprises and the UN Guiding Principles on Business and Human Rights?*

To ensure that sustainable investment did not cause significant harm to any sustainable investment objective, the fund excluded companies with high and severe violations of (i) the UN Global Compact principles on human rights, labour standards, environmental protection and anti-corruption or (ii) OECD Guidelines for Multinationals, including severe social and employee issues.

The EU Taxonomy sets out a “do no significant harm” principle by which Taxonomy-aligned investments should not significantly harm EU Taxonomy objectives and is accompanied by specific Union criteria.

The “do no significant harm” principle applies only to those investments underlying the financial product that take into account the EU criteria for environmentally sustainable economic activities. The investments underlying the remaining portion of this financial product do not take into account the EU criteria for environmentally sustainable economic activities.

Any other sustainable investments must also not significantly harm any environmental or social objectives.



How did this financial product consider principal adverse impacts on sustainability factors?

The fund considered and, where possible, mitigated adverse impacts that were deemed material to the investment strategy. Such adverse impacts were addressed through a combination of:

- (i) portfolio management decisions

The investment team assessed its corporate holdings according to an analysis of Environmental, Social & Governance risks as part of the fund’s investment framework. Investment managers, informed by internal and third-party research, including quantitative ESG data - including data on Principle Adverse Impact,

ESG data provided by the companies and data provided by third-party ESG data providers. The investment team's analysis was a key component of the compartment's portfolio construction process, determining target weights in the portfolio to achieve a positive tilt in the portfolio.

(ii) engagement

Interaction with issuers took the form of one-to-one discussions, shareholder/bondholder meetings, investor roadshows and/or conference calls in collaboration with other investment teams and external third parties. The objectives of these interactions were to assess an organization, monitor that their strategy was implemented in line with our expectations and ensure that issuers were on track to meet their goals and objectives.

Where appropriate, we engaged issuers on material ESG issues such as GHG reduction targets, governance improvements and on a range of environmental, social or governance controversies, to satisfy ourselves that they fully understood and addressed them effectively over the short, medium and long term. Our engagement activities included a combination of targeted in-house-led discussions, collaborative institutional investor initiatives, and third-party engagement services.

(iii) exclusion of issuers associated with controversial conduct or activities

The fund did not have any exposure to (i) companies that derived a significant portion of their revenue from activities detrimental to society or the environment as defined in Pictet Asset Management's Responsible Investment policy and/or (ii) companies that severely violated the UN Global Compact principles on human rights, labour standards, environmental protection and anti-corruption and controversial weapons or (iii) countries subject to international sanctions see also detailed information on exclusions in Pictet Asset Management's Responsible Investment policy.



What were the top investments of this financial product?

The list includes the investments constituting the **greatest proportion of investments** of the financial product during the reference period which is: 01.10.2022 - 30.09.2023

| LARGEST INVESTMENTS | SECTOR | % ASSETS | COUNTRY |
|---------------------------------------|-----------|----------|---------------|
| BUNDESOBL-120 1.3% 15.10.2027 Uns | Sovereign | 6.1 | Germany |
| TSY INFL IX N/B 2.375% 15.01.2025 Uns | Sovereign | 5.2 | United States |
| FRANCE O.A.T.I/L 0.1% 25.07.2031 Uns | Sovereign | 5.0 | France |
| TREASURY BILL ZERO% 22.02.2024 Uns | Sovereign | 3.6 | United States |
| US TREASURY N/B 3.875% 30.11.2027 Uns | Sovereign | 3.1 | United States |
| JAPAN T-BILL ZERO% 10.04.2023 Sr | Sovereign | 3.1 | Japan |
| JAPAN T-BILL ZERO% 20.11.2023 Sr | Sovereign | 2.9 | Japan |
| DEUTSCHLAND REP 0% 15.08.2050 Uns | Sovereign | 2.8 | Germany |
| US TREASURY N/B 4.125% 15.11.2032 Uns | Sovereign | 2.6 | United States |
| US TREASURY N/B 4% 31.10.2029 Uns | Sovereign | 2.2 | United States |
| JAPAN T-BILL ZERO% 06.11.2023 Sr | Sovereign | 2.1 | Japan |
| BRAZIL NTN-F 10% 01.01.2025 Uns | Sovereign | 2.1 | Brazil |
| BRAZIL NTN-F 10% 01.01.2029 Uns | Sovereign | 2.0 | Brazil |
| JAPAN T-BILL ZERO% 10.07.2023 Sr | Sovereign | 1.6 | Japan |
| US TREASURY N/B 1.75% 31.12.2024 Uns | Sovereign | 1.5 | United States |

Source: Pictet Asset Management, Merrill Lynch.



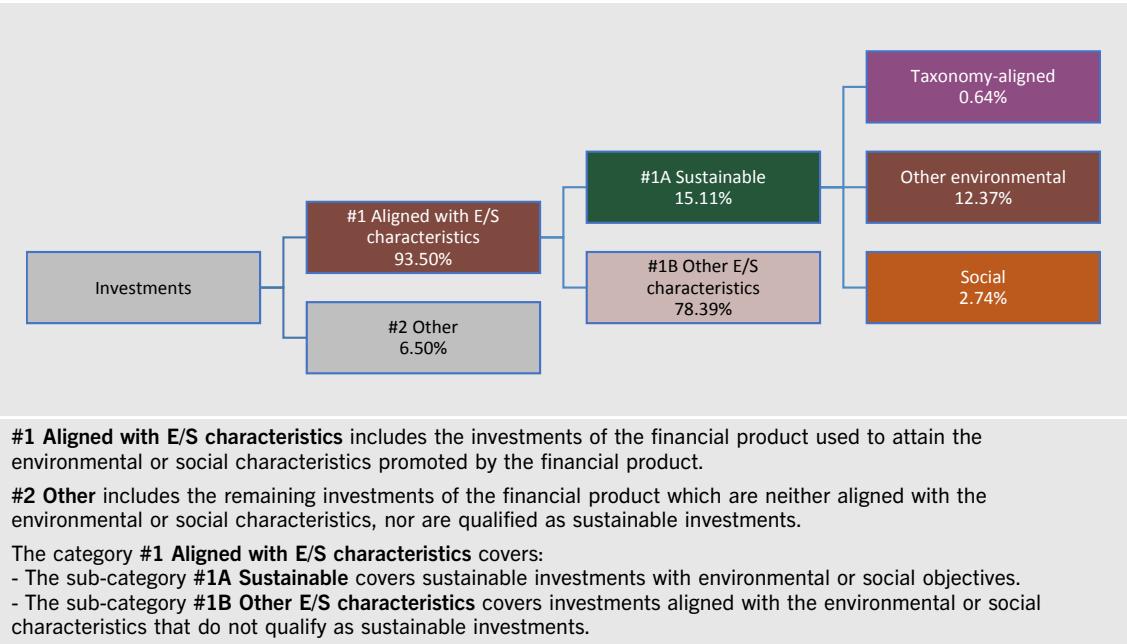
What was the proportion of sustainability-related investments?

15.11%

Asset allocation describes the share of investments in specific assets.

● What was the asset allocation?

The fund was 93.50% aligned with E/S characteristics (#1 Aligned with E/S characteristics) and had 6.50% invested in Other (#2 Other). 15.11% were allocated to Sustainable Investments (#1A Sustainable Investments) and the remainder was invested in investments aligned with other environmental and/or social characteristics (#1B Other E/S characteristics).

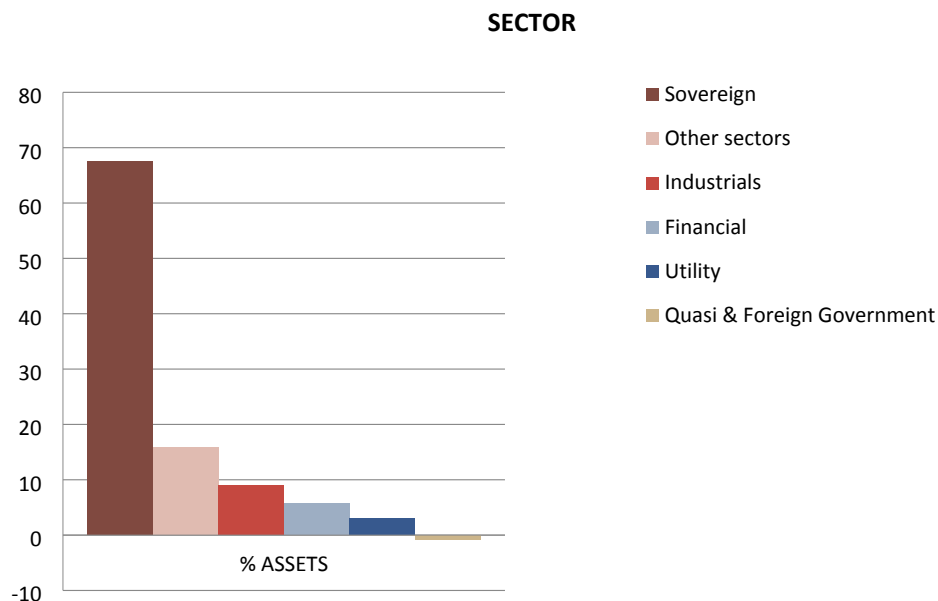


Notes:

- "#1A Sustainable", "Other Environmental" and "Social" investments were calculated on a pass/fail basis. They include labelled bonds (where relevant to the asset class) and securities from issuers with minimum 20% exposure to economic activities that contributed to at least one environmental or social objective.
- EU taxonomy-aligned investments were calculated on a revenue-weighted basis (ie security weights are multiplied by the proportion of revenues from economic activities that contribute to climate mitigation and climate adaptation) and cannot be consolidated with other numbers following a pass/fail approach.
- In the absence of an EU social taxonomy, Pictet has developed a proprietary social taxonomy framework. The framework is based on the Report on Social Taxonomy published by the EU Platform on Sustainable Finance in 2022. Eligible activities are defined as socially beneficial goods and services that substantially contribute to one of the following three social objectives: (1) inclusive and sustainable communities, (2) adequate living standards and well-being for end users and (3) decent work.

Source: Pictet Asset Management, Sustainalytics, FTSE Green Revenues, Factset RBICS.

● In which economic sectors were the investments made?



Source: Pictet Asset Management, Merrill Lynch.

We are evaluating the availability and the quality of data that would allow us to disclose more granular information in future reports on sectors and sub-sectors of the economy that derive revenues from exploration, mining, extraction, production, processing, storage, refining or distribution, including transportation, storage and trade, of fossil fuels as defined in Article 2, point (62), of Regulation (EU) 2018/1999 of the European Parliament and of the Council.



To what extent were the sustainable investments with an environmental objective aligned with the EU Taxonomy?

The fund made investments in economic activities that contributed to the first two environmental objectives (climate change adaption and climate change mitigation) as set out in the Article 9 of Regulation (EU) 2020/852.

EU taxonomy-aligned investments were calculated on a revenue-weighted basis (ie security weights are multiplied by the proportion of revenues from economic activities that contribute to relevant environmental objectives) and cannot be consolidated with other numbers following a pass/fail approach.

EU Green Taxonomy alignment data were sourced from publicly available reports. Calculations may also include estimates in a limited number of cases when EU Green Taxonomy alignment reported data were not available. Estimates were performed on a best effort basis and following a conservative approach so as to produce a prudent outcome.

The monitoring procedures have been implemented to verify at all times compliance with Article 3 of the EU taxonomy regulation.

Data provided have not been verified by an external auditor or reviewed by an independent third-party.

● **Did the financial product invest in fossil gas and/or nuclear energy related activities complying with the EU Taxonomy¹?**

☐ Yes:

☐ In fossil gas ☐ In nuclear energy

☒ No

The insufficient quality and availability of the data currently available on the market does not allow to provide such breakdown. We are working with data providers to increase quality and availability over time.

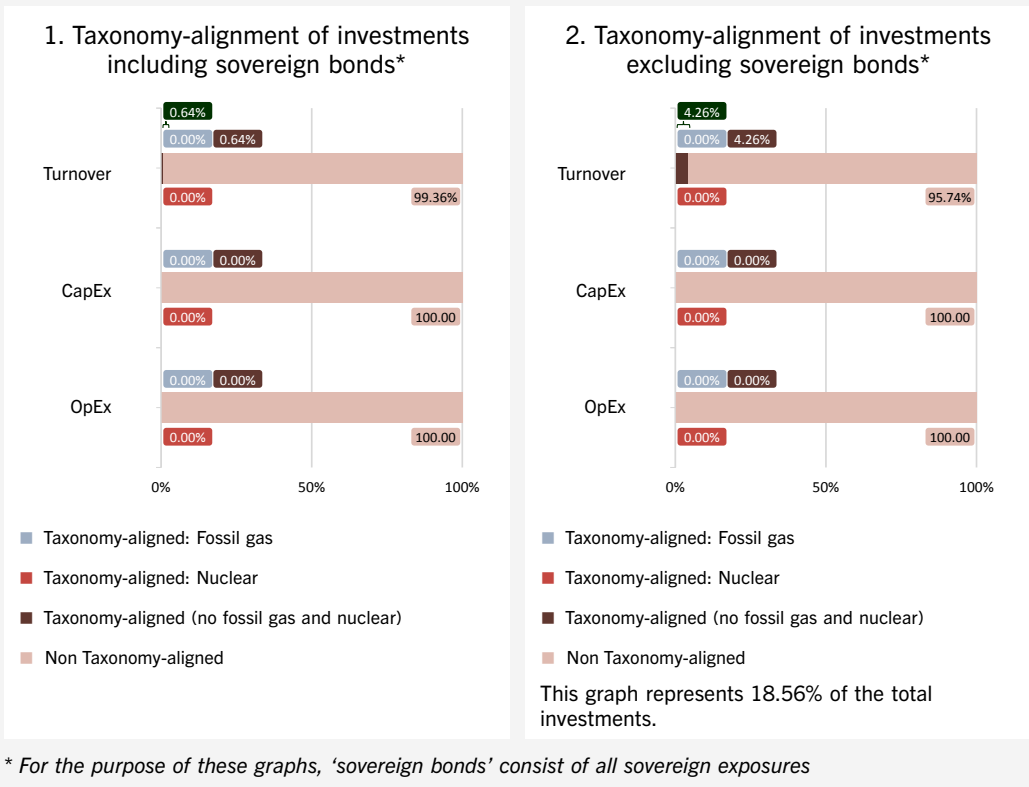
To comply with the EU Taxonomy, the criteria for **fossil gas** include limitations on emissions and switching to renewable power or low-carbon fuels by the end of 2035. For **nuclear energy**, the criteria include comprehensive safety and waste management rules.

¹ Fossil gas and/or nuclear related activities will only comply with the EU Taxonomy where they contribute to limiting climate change ("climate change mitigation") and do no significant harm to any EU Taxonomy objective - see explanatory note in the left hand margin. The full criteria for fossil gas and nuclear energy economic activities that comply with the EU Taxonomy are laid down in Commission Delegated Regulation (EU) 2022/1214.

Taxonomy-aligned activities are expressed as a share of:

- **turnover** reflects the “greenness” of investee companies today.
- **capital expenditure** (CapEx) shows the green investments made by investee companies, relevant for a transition to a green economy.
- **operational expenditure** (OpEx) reflects the green operational activities of investee companies.

The graphs below show in green the percentage of investments that were aligned with the EU Taxonomy. As there is no appropriate methodology to determine the Taxonomy-alignment of sovereign bonds*, the first graph shows the Taxonomy-alignment in relation to all the investments of the financial product including sovereign bonds, while the second graph shows the Taxonomy-alignment only in relation to the investments of the financial product other than sovereign bonds.



Note:

- We use revenues as the key metric for setting target allocation to, and actual alignment with, the EU taxonomy due to limited availability and lack of reliable data for OpEx and CapEX.

Source: Pictet Asset Management.

● **What was the share of investments made in transitional and enabling activities?**

- The share of investments made in:
- Transitional activities: Not applicable*
 - Enabling activities: Not applicable*

*The insufficient quality and availability of the data currently available on the market does not allow to provide such breakdown. We are working with data providers to increase quality and availability over time.

● **How did the percentage of investments that were aligned with the EU Taxonomy compare with previous reference periods?**

Not applicable.



What was the share of sustainable investments with an environmental objective not aligned with the EU Taxonomy?

12.37%

These Sustainable Investments are not aligned with the EU Taxonomy because their economic activities either (i) are not covered by the EU Taxonomy, or (ii) do not comply with the technical screening criteria to achieve substantial contribution in the sense of the EU Taxonomy.



are sustainable investments with an environmental objective that **do not take into account the criteria** for environmentally sustainable economic



What was the share of socially sustainable investments?

2.74%



What investments were included under “other”, what was their purpose and were there any minimum environmental or social safeguards?

The fund’s “other” investments included cash positions primarily held for meeting daily liquidity and risk management purposes as allowed and foreseen by the fund’s investment policy. Where relevant, minimum environmental or social safeguards apply to the underlying securities.



What actions have been taken to meet the environmental and/or social characteristics during the reference period?

During the reference period, the attainment of the sustainable investment objective was met by following the investment strategy and adhering to the binding elements.

The fund’s binding elements include:

- exclusion of issuers that:
 - are involved with nuclear weapons from countries that are not signatories to the Treaty on the Non-Proliferation of Nuclear Weapons (NPT) and other controversial weapons
 - derive a significant portion of their revenue from activities detrimental to society or the environment, such as thermal coal extraction and power generation, unconventional oil and gas exploration and production, conventional weapons and small arms, military contracting weapons, tobacco production, adult entertainment production, gambling operations. Please refer to Pictet Asset Management’s Responsible Investment policy for further details on exclusion thresholds applicable to the above activities
 - severely violate the UN Global Compact principles on human rights, labour standards, environmental protection and anti-corruption
- exclusions of countries subject to international sanctions
- a better ESG profile than the investment universe
- ESG criteria analysis of eligible securities that covers at least 90% of net assets or the number of issuers in the portfolio

Furthermore, the fund engaged with 11 companies as of 30.09.2023.



How did this financial product perform compared to the reference benchmark?

No reference index has been designated for the purpose of attaining the environmental or social characteristics promoted by the fund.

How did the reference benchmark differ from a broad market index?

Not applicable.

How did this financial product perform with regard to the sustainability indicators to determine the alignment of the reference benchmark with the environmental or social characteristics promoted?

Not applicable.

Reference benchmarks are indexes to measure whether the financial product attains the environmental or social characteristics that they promote.

- **How did this financial product perform compared with the reference benchmark?**
Not applicable.
- **How did this financial product perform compared with the broad market index?**
Not applicable.

Disclaimers

This publication includes information and data provided by Sustainalytics. Use of such data is subject to conditions available at <https://www.sustainalytics.com/legal-disclaimers>

Source: London Stock Exchange Group plc and its group undertakings (collectively the “LSE Group”) © LSE Group 2020. FTSE Russell is a trading name of certain of the LSE Group Companies. FTSE® is a trade mark of the relevant LSE Group company and is used by any other LSE Group company under license. All rights in the FTSE Russell indexes or data vest in the relevant LSE Group company which owns the index or the data. Neither LSE Group nor its licensors accept any liability for any errors or omissions in the indexes or data and no party may rely on any indexes or data contained in this communication. No further distribution of indexes or data from the LSE Group is permitted without the relevant LSE Group company’s express written consent. The LSE Group does not promote, sponsor or endorse the content of this communication.