

01.10.2022 - 30.09.2023

Template periodic disclosure for the financial products referred to in Article 8, paragraphs 1, 2 and 2a, of Regulation (EU) 2019/2088 and Article 6, first paragraph, of Regulation (EU) 2020/852

Product name: **Pictet - Quest Europe Sustainable Equities**

Legal entity identifier: **549300NPMY49SMN5GK24**

ENVIRONMENTAL AND/OR SOCIAL CHARACTERISTICS

Sustainable investment means an investment in an economic activity that contributes to an environmental or social objective, provided that the investment does not significantly harm any environmental or social objective and that the investee companies follow good Governance practices.

The **EU Taxonomy** is a classification system laid down in Regulation (EU) 2020/852, establishing a list of **environmentally sustainable economic activities**. That Regulation does not lay down a list of socially sustainable economic activities. Sustainable investments with an environmental objective might be aligned with the Taxonomy or not.

DID THIS FINANCIAL PRODUCT HAVE A SUSTAINABLE INVESTMENT OBJECTIVE?			
<input checked="" type="radio"/> <input checked="" type="radio"/>	<input type="checkbox"/> Yes	<input checked="" type="radio"/> <input type="radio"/>	<input checked="" type="checkbox"/> No
<input type="checkbox"/>	It made sustainable investments with an environmental objective : ____%	<input checked="" type="checkbox"/>	It promoted Environmental/Social (E/S) characteristics and while it did not have as its objective a sustainable investment, it had a proportion of 41.49% of sustainable investments
	<input type="checkbox"/> in economic activities that qualify as environmentally sustainable under the EU Taxonomy	<input checked="" type="checkbox"/>	with an environmental objective in economic activities that qualify as environmentally sustainable under the EU Taxonomy
	<input type="checkbox"/> in economic activities that do not qualify as environmentally sustainable under the EU Taxonomy	<input checked="" type="checkbox"/>	with an environmental objective in economic activities that do not qualify as environmentally sustainable under the EU Taxonomy
		<input checked="" type="checkbox"/>	with a social objective
<input type="checkbox"/>	It made sustainable investments with a social objective : ____%	<input type="checkbox"/>	It promoted E/S characteristics, but did not make any sustainable investments

Note: Sustainable investments were calculated on a pass/fail basis including labelled bonds (where relevant to the asset class) and securities from issuers with minimum 20% exposure (as measured by revenue, EBIT, enterprise value or similar metrics) to economic activities that contributed to at least one environmental or social objective.



To what extent were the environmental and/or social characteristics promoted by this financial product met?

The environmental and social characteristics of this financial product were promoted using:

- Best-in-class:

The fund invested in securities of issuers with low sustainability risks while avoiding those with high sustainability risks, reducing the investment universe by at least 20%. The MSCI Europe index was used to measure the universe reduction; however, no reference index has been designated for the purpose of attaining the environmental or social characteristics promoted by the fund.

- Carbon intensity:

The fund has targeted to have a lower carbon intensity than the investment universe.

- Norms- and values-based exclusions:

The fund excluded issuers that have significant activities with adverse impacts on society or the environment or are in severe breach of international norms as detailed below:

Company Exclusions based on Controversial Activities and Revenue Thresholds

Activity	Revenue Thresholds
Fossil Fuels and Nuclear Energy	
Thermal Coal Extraction	>25%
Thermal Coal Power Generation	>25%

Company Exclusions based on Controversial Activities and Revenue Thresholds

Oil & Gas Production	>25%
Oil Sands Extraction	>10%
Shale Energy Extraction	>10%
Off-shore Arctic Oil & Gas Exploration	>10%
Nuclear Power Generation	>50%
Weapons	
Production of controversial weapons[1]	>0%
Military Contracting Weapons	>10%
Military Contracting Weapon-Related Products and/or Services	>50%
Small Arms Civilian Customers (Assault Weapons)	>10%
Small Arms Civilian Customers (Non-Assault Weapons)	>10%
Small Arms Military/Law Enforcement Customers	>25%
Small Arms Key Components	>25%
Other Controversial Activities	
Adult Entertainment Production	>10%
Gambling Operations	>10%
Genetically Modified Plants and Seeds Development	>25%
Genetically Modified Plants and Seeds Growth	>25%
Pesticides Production	>10%
Pesticides Retail	>10%
Tobacco Products Production	>10%

Company Exclusions based on Breaches of International Norms	Excluded
Companies in severe breach of UN Global Compact Principles on human rights, labour standards, environmental protection and anti-corruption	Yes
Country Exclusions	
Countries (i) listed as State Sponsors of Terrorism as defined by the Office of Foreign Assets Control[2] or (ii) subject to EU financial sanctions targeting central banks and/or State-Owned enterprises (SOEs)	Yes
Countries (i) classified as very high or high risk in the Fragile State Index or (ii) affected by violent conflict as defined by the World Bank	Yes
Countries (i) listed under “alert” on the Fragile State Index or (ii) subject to export related sanctions by the EU	Watchlist[3]

[1] *Controversial weapons include anti-personnel mines, cluster munitions, biological & chemical weapons (including white phosphorous) and nuclear weapons from countries not signatory to the Treaty on the Non-Proliferation of Nuclear Weapons (NPT).*

[2] *“State Sponsors of Terrorism” is a designation applied by the United States Department of State to countries that repeatedly provided support to acts of international terrorism.*

[3] *In addition to hard exclusions, Pictet Asset Management maintains a watchlist including countries that require additional due diligence by investment teams prior to investment.*

For further details please refer to Pictet Asset Management’s Responsible Investment policy (Appendix B).

- **Active ownership:**

The fund methodically exercised its voting rights and engaged with the management of companies on material ESG issues.

Sustainability indicators measure how the environmental or social characteristics promoted by the financial product are attained.

● **How did the sustainability indicators perform?**

Over the reporting period the sustainability indicators performed as follows:

- **Exposure to companies that derive a significant proportion of revenue, EBIT, enterprise value or similar metrics from economic activities that contribute to environmental or social objectives, and labelled bonds where relevant to the asset class (sustainable investments):**

41.49%

Additional information on specific environmental and/or social objectives will be available in next year’s report.

- **Reduction of the investment universe based on ESG factors**

The fund reduced its investment universe by removing at least 20% of issuers with the highest sustainability risks and/or principle adverse impacts on society or the environment.

Sustainability risks are ESG related risk or conditions that could cause a material negative impact on the value of investments if they were to occur. Sustainability risks included but were not limited to the following: climate transition risk, climate physical risk, environmental risk, social risk, governance risk. Periodic reviews and risk controls are in place to monitor implementation.

Principal adverse impacts are negative, material, or likely to be material effects on sustainability factors that are caused, compounded by, or directly linked to investment decisions and advices. Such principle adverse impacts included among others, GHG emissions, air pollution, biodiversity loss, emissions to water, hazardous/ radioactive waste, social & employee matters and corruption & bribery.

- **Principle Adverse Impact (PAI)**

The fund used a combination of approaches to consider and, where possible, mitigate material adverse impacts of our investments on society and the environment, such as GHG emissions, air pollution, biodiversity loss, emissions to water, hazardous/radioactive waste, human rights, labour standards, corruption and bribery and public health.

The degree and the way these impacts were considered depended on factors such as the specific context of the investment that is causing the adverse impact, or the availability of reliable data.

In line with Pictet Asset Management’s exclusion policy outlined in the firm’s Responsible Investment policy (see table above for excluded activities and applied exclusion thresholds), the fund did not have any exposure to companies that derived a significant portion of their revenue from activities detrimental to society or the environment:

Controversial activities (weighted-average company revenues, in %)*:

	Fund (%)	Reference Index (%)
Fossil fuels and nuclear energy	0.00	4.60
Weapons	0.02	0.98
Other controversial activities	0.01	1.89
Not applicable:	0.34	0.00
Not covered:	0.00	0.03

**Fossil fuels and nuclear energy include thermal coal extraction and power generation, oil & gas production and extraction, shale energy extraction, off-shore arctic oil & gas exploration, and nuclear power generation. Weapons include military contracting (weapon and weapon related services), and small arms (civilian customers (assault/ non-assault weapons, military law enforcement, key components). Other controversial activities include tobacco production, adult entertainment production, gambling operation, GMS development or growth, pesticides production or retail. Exposures are based on third-party data and may not reflect our internal view. Pictet Asset Management retains full discretion over the implementation of exclusion criteria and reserves the right to deviate from third-party information on a case-by-case basis in instances where it is deemed incorrect or incomplete.*

Source: Pictet Asset Management, Sustainalytics.

In addition, the fund excluded issuers that had exposure to:

- (i) PAI 10: Violations of UN Global Compact principles and Organisation for Economic Cooperation and Development (OECD) Guidelines for Multinational Enterprises.
- (ii) PAI 14: Exposure to controversial weapons (anti-personnel mines, cluster munitions, chemical weapons and biological weapons).

- **Voting rights**

During the reference period, the fund voted at 60 general assembly meetings out of 61 votable meetings (98.36%). We voted “against” (incl. “abstained” or “withhold”) at least one resolution at 36.07% of meetings.

Out of 1203 management resolutions, we voted against management on 42 items (3.49%) and abstained on 6 items (0.50%).

We supported 5 (35.71%) shareholder resolutions out of 14 proposals.

In respect to Environmental and/or Social issues we voted for 18 out of 18 management resolutions and for 1 out of 6 shareholder resolutions.

Source: *Pictet Asset Management, ISS ESG.*

- **Engagement**

The fund engaged with 19 companies on ESG topics (data as of 30.09.2023). This includes in-house-led dialogues, collaborative investor initiatives, and third-party engagement services. To be considered an engagement, a dialogue with a targeted company must have a clear and measurable objective within a pre-defined time horizon. It is important to note that not all routine or monitoring interactions, even if they involve senior management or Board of Directors, are regarded as engagements in our assessment.

Source: *Pictet Asset Management, Sustainalytics.*

- **...and compared to previous periods?**

This question will be addressed in future annual reports due to lack of a track record.

- **What were the objectives of the sustainable investments that the financial product partially made and how did the sustainable investment contribute to such objectives?**

Pictet Asset Management used a proprietary reference frameworks as well as the objectives of the EU Taxonomy to define sustainable investments.

The fund invested in securities financing economic activities that substantially contributed to environmental and/or social objectives such as:

Environmental

- climate change mitigation or adaptation
- sustainable use and protection of water and marine resources
- transition to a circular economy
- pollution prevention and control, or
- protection and restoration of biodiversity and ecosystems

Social

- inclusive and sustainable communities
- adequate living standards and well-being for end users, or
- decent work

- **How did the sustainable investments that the financial product partially made not cause significant harm to any environmental or social sustainable investment objective?**

To prevent sustainable investments from causing significant harm to any other environmental or social objective, the fund applied the following screening criteria on a best effort basis:

(i) Exclusions of issuers that have significant activities with adverse impacts on society or the environment (see description of RI exclusion framework).

(ii) Issuers associated with high and severe controversies were not counted as Sustainable Investments.

Information were obtained from third-part providers and/or internal research. ESG information from third-party data providers may have been incomplete, inaccurate or unavailable. As a result, there was a risk that the Investment Manager may incorrectly assessed a security or issuer, resulting in the incorrect inclusion or exclusion of a security in the fund. Incomplete, inaccurate or unavailable ESG data may also acted as a methodological limitation to a non-financial investment strategy (such as the application of ESG criteria or similar). Where identified, the Investment Manager sought to mitigate this risk through its own assessment. In the event that the ESG characteristics of a security held by the fund changed, resulting in the security being sold, the Investment Manager does not accept liability in relation to such change.

Principal adverse impacts are the most significant negative impacts of investment decisions on sustainability factors relating to environmental, social and employee matters, respect for human rights, anticorruption and antibribery matters.

- *How were the indicators for adverse impacts on sustainability factors taken into account?*
Pictet Asset Management monitors all mandatory Principal Adverse Impact indicators (included in Annex 1 of the Commission Delegated Regulation (EU) 22 / 1288) where we have robust data available. The quality of available data is expected to improve over time.
The fund considered and, where possible, mitigated adverse impacts of its investments on society and the environment that are deemed material to the investment strategy through a combination of portfolio management decisions, active ownership activities, and exclusion of issuers associated with controversial conduct or activities. More information is disclosed in the PAI entity report available under:
<https://documents.am.pictet/?cat=marketing-permalink&dtyp=PAI&dla=en&bl=PAM>
- *Were sustainable investments aligned with the OECD Guidelines for Multinational Enterprises and the UN Guiding Principles on Business and Human Rights?*
To ensure that sustainable investment did not cause significant harm to any sustainable investment objective, the fund excluded companies with high and severe violations of (i) the UN Global Compact principles on human rights, labour standards, environmental protection and anti-corruption or (ii) OECD Guidelines for Multinationals, including severe social and employee issues.

The EU Taxonomy sets out a “do no significant harm” principle by which Taxonomy-aligned investments should not significantly harm EU Taxonomy objectives and is accompanied by specific Union criteria.
The “do no significant harm” principle applies only to those investments underlying the financial product that take into account the EU criteria for environmentally sustainable economic activities. The investments underlying the remaining portion of this financial product do not take into account the EU criteria for environmentally sustainable economic activities.
Any other sustainable investments must also not significantly harm any environmental or social objectives.



How did this financial product consider principal adverse impacts on sustainability factors?

The fund considered and, where possible, mitigated adverse impacts that were deemed material to the investment strategy. Such adverse impacts included but were not limited to GHG emissions, air pollution, biodiversity loss, emissions to water, hazardous/radioactive waste, social and employee matters and corruption and bribery and were addressed through a combination of:

- (i) portfolio management decisions
The investment team scored holdings according to an assessment of Environmental, Social & Governance risks as part of the fund’s scoring framework. Scores are determined on a qualitative basis by the investment managers, informed by fundamental research and quantitative ESG data - including data on Principle Adverse Impact, ESG data provided by the companies and data provided by third-party ESG data providers. The investment team’s scoring process was a key component of the compartment’s portfolio construction process, determining target weights in the portfolio.
- (ii) proxy voting
The fund followed Pictet Asset Management’s voting guidelines which are designed to support a strong culture of corporate governance, effective management of environmental and social issues and comprehensive reporting according to credible standards. These guidelines also seek to support recognized global governing bodies promoting sustainable business practices advocating for stewardship of environment, fair labour practices, non-discrimination, and the protection of human rights. All voting activities of the fund were logged and can be shared upon request.
- (iii) engagement
Interaction with issuers took the form of one-to-one discussions, shareholder/bondholder meetings, investor roadshows and/or conference calls. The objectives of these interactions were to assess an organisation, monitor that their strategy was implemented in line with our expectations and ensure that issuers were on track to meet their goals and objectives.
Where appropriate, we engaged issuers on material ESG issues such as GHG reduction targets, governance improvements and on a range of environmental, social or governance controversies, to satisfy ourselves that they fully understood and addressed them effectively over the short, medium and long term. Our engagement activities included a combination of targeted in-house-led discussions, collaborative institutional investor initiatives, and third-party engagement services.
- (iv) exclusion of issuers associated with controversial conduct or activities

The fund did not have any exposure to (i) companies that derived a significant portion of their revenue from activities detrimental to society or the environment as defined in Pictet Asset Management's Responsible Investment policy and/or (ii) companies that severely violated the UN Global Compact principles on human rights, labour standards, environmental protection and anti-corruption and controversial weapons.



What were the top investments of this financial product?

The list includes the investments constituting the **greatest proportion of investments** of the financial product during the reference period which is: 01.10.2022 - 30.09.2023

LARGEST INVESTMENTS	SECTOR	% ASSETS	COUNTRY
NOVARTIS AG-REG	Health Care	4.6	Switzerland
ROCHE HOLDING AG-GENUSSCHEIN	Health Care	4.4	Switzerland
SANOFI	Health Care	3.7	France
L'OREAL	Consumer Staples	3.5	France
ALLIANZ SE-REG	Financials	3.3	Germany
RELX PLC	Industrials	3.2	United Kingdom
ZURICH INSURANCE GROUP AG	Financials	3.1	Switzerland
INDUSTRIA DE DISEÑO TEXTIL	Consumer Discretionary	3.0	Spain
NOVO NORDISK A/S-B	Health Care	2.9	Denmark
KONINKLIJKE Ahold DELHAIZE N	Consumer Staples	2.8	Netherlands
3i GROUP PLC	Financials	2.8	United Kingdom
ASSICURAZIONI GENERALI	Financials	2.7	Italy
TESCO PLC	Consumer Staples	2.7	United Kingdom
NESTLE SA-REG	Consumer Staples	2.6	Switzerland
HENKEL AG & CO KGAA VOR-PREF	Consumer Staples	2.6	Germany

Source: Pictet Asset Management, GICS/MSCI.



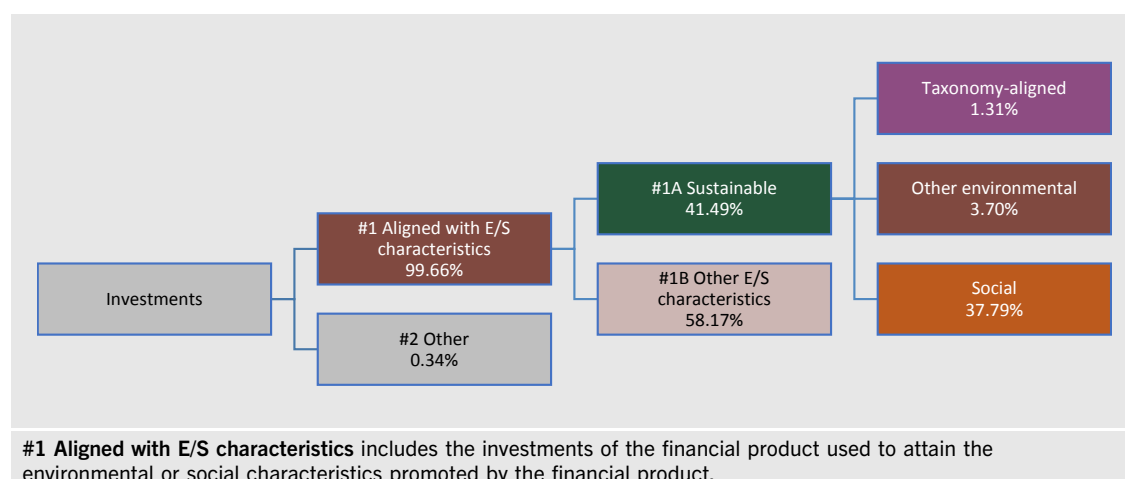
What was the proportion of sustainability-related investments?

41.49%

Asset allocation describes the share of investments in specific assets.

What was the asset allocation?

The fund was 99.66% aligned with E/S characteristics (#1 Aligned with E/S characteristics) and had 0.34% invested in Other (#2 Other). 41.49% were allocated to Sustainable Investments (#1A Sustainable Investments) and the remainder was invested in investments aligned with other environmental and/or social characteristics (#1B Other E/S characteristics).



#2 Other includes the remaining investments of the financial product which are neither aligned with the environmental or social characteristics, nor are qualified as sustainable investments.

The category **#1 Aligned with E/S characteristics** covers:

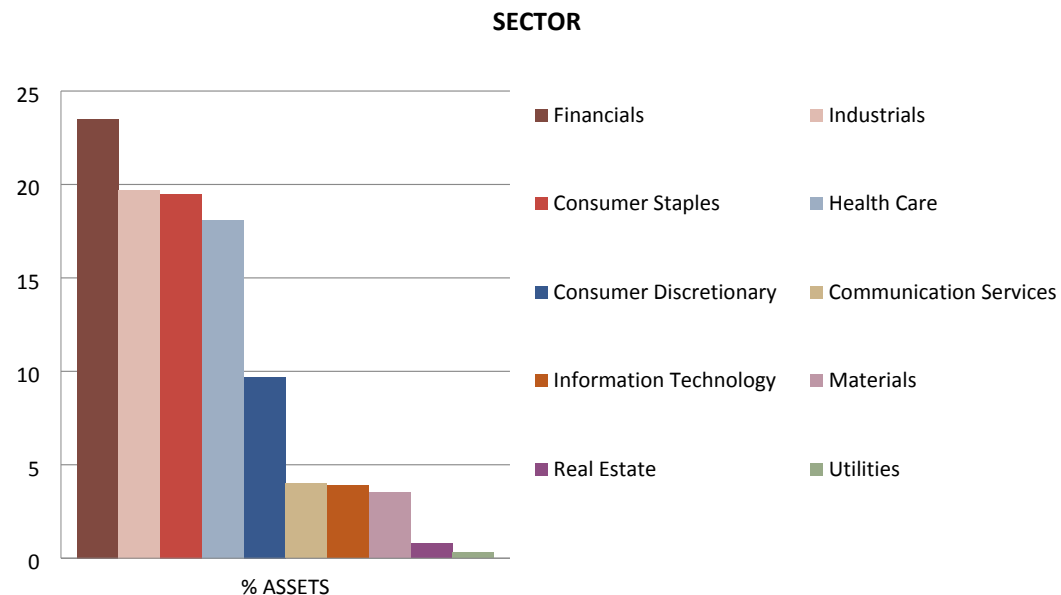
- The sub-category **#1A Sustainable** covers sustainable investments with environmental or social objectives.
- The sub-category **#1B Other E/S characteristics** covers investments aligned with the environmental or social characteristics that do not qualify as sustainable investments.

Notes:

- “#1A Sustainable”, “Other Environmental” and “Social” investments were calculated on a pass/fail basis. They include labelled bonds (where relevant to the asset class) and securities from issuers with minimum 20% exposure to economic activities that contributed to at least one environmental or social objective.
- EU taxonomy-aligned investments were calculated on a revenue-weighted basis (ie security weights are multiplied by the proportion of revenues from economic activities that contribute to climate mitigation and climate adaptation) and cannot be consolidated with other numbers following a pass/fail approach.
- In the absence of an EU social taxonomy, Pictet has developed a proprietary social taxonomy framework. The framework is based on the Report on Social Taxonomy published by the EU Platform on Sustainable Finance in 2022. Eligible activities are defined as socially beneficial goods and services that substantially contribute to one of the following three social objectives: (1) inclusive and sustainable communities, (2) adequate living standards and well-being for end users and (3) decent work.

Source: Pictet Asset Management, Sustainalytics, FTSE Green Revenues, Factset RBICS.

● In which economic sectors were the investments made?



Source: Pictet Asset Management, GICS/MSCI.

We are evaluating the availability and the quality of data that would allow us to disclose more granular information in future reports on sectors and sub-sectors of the economy that derive revenues from exploration, mining, extraction, production, processing, storage, refining or distribution, including transportation, storage and trade, of fossil fuels as defined in Article 2, point (62), of Regulation (EU) 2018/1999 of the European Parliament and of the Council.



To what extent were the sustainable investments with an environmental objective aligned with the EU Taxonomy?

The fund made investments in economic activities that contributed to the first two environmental objectives (climate change adaption and climate change mitigation) as set out in the Article 9 of Regulation (EU) 2020/852.

EU taxonomy-aligned investments were calculated on a revenue-weighted basis (ie security weights are multiplied by the proportion of revenues from economic activities that contribute to relevant environmental objectives) and cannot be consolidated with other numbers following a pass/fail approach.

EU Green Taxonomy alignment data were sourced from publicly available reports. Calculations may also include estimates in a limited number of cases when EU Green Taxonomy alignment reported data were not available. Estimates were performed on a best effort basis and following a conservative approach so as to produce a prudent outcome.

The monitoring procedures have been implemented to verify at all times compliance with Article 3 of the EU taxonomy regulation.

Data provided have not been verified by an external auditor or reviewed by an independent third-party.

● **Did the financial product invest in fossil gas and/or nuclear energy related activities complying with the EU Taxonomy¹?**

☐ Yes:

☐ In fossil gas ☐ In nuclear energy

☒ No

The insufficient quality and availability of the data currently available on the market does not allow to provide such breakdown. We are working with data providers to increase quality and availability over time.

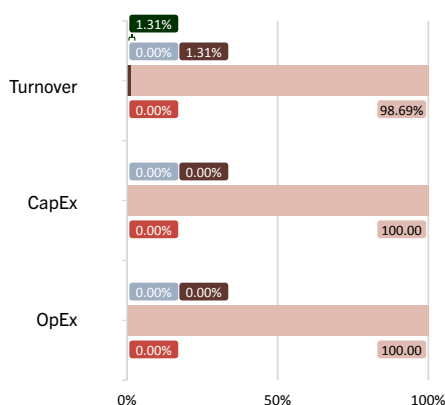
To comply with the EU Taxonomy, the criteria for **fossil gas** include limitations on emissions and switching to renewable power or low-carbon fuels by the end of 2035. For **nuclear energy**, the criteria include comprehensive safety and waste management rules.

Taxonomy-aligned activities are expressed as a share of:

- **turnover** reflects the "greenness" of investee companies today.
- **capital expenditure** (CapEx) shows the green investments made by investee companies, relevant for a transition to a green economy.
- **operational expenditure** (OpEx) reflects the green operational activities of investee companies.

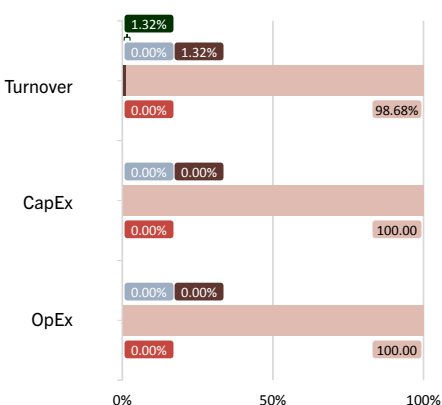
The graphs below show in green the percentage of investments that were aligned with the EU Taxonomy. As there is no appropriate methodology to determine the Taxonomy-alignment of sovereign bonds*, the first graph shows the Taxonomy-alignment in relation to all the investments of the financial product including sovereign bonds, while the second graph shows the Taxonomy-alignment only in relation to the investments of the financial product other than sovereign bonds.

1. Taxonomy-alignment of investments including sovereign bonds*



☐ Taxonomy-aligned: Fossil gas
☐ Taxonomy-aligned: Nuclear
☐ Taxonomy-aligned (no fossil gas and nuclear)
☐ Non Taxonomy-aligned

2. Taxonomy-alignment of investments excluding sovereign bonds*



☐ Taxonomy-aligned: Fossil gas
☐ Taxonomy-aligned: Nuclear
☐ Taxonomy-aligned (no fossil gas and nuclear)
☐ Non Taxonomy-aligned

This graph represents 99.66% of the total investments.

* For the purpose of these graphs, 'sovereign bonds' consist of all sovereign exposures

Note:

- We use revenues as the key metric for setting target allocation to, and actual alignment with, the EU taxonomy due to limited availability and lack of reliable data for OpEx and CapEX.

Source: Pictet Asset Management.

¹ Fossil gas and/or nuclear related activities will only comply with the EU Taxonomy where they contribute to limiting climate change ("climate change mitigation") and do no significant harm to any EU Taxonomy objective - see explanatory note in the left hand margin. The full criteria for fossil gas and nuclear energy economic activities that comply with the EU Taxonomy are laid down in Commission Delegated Regulation (EU) 2022/1214.

● **What was the share of investments made in transitional and enabling activities?**

The share of investments made in:

- Transitional activities: Not applicable*
- Enabling activities: Not applicable*

*The insufficient quality and availability of the data currently available on the market does not allow to provide such breakdown. We are working with data providers to increase quality and availability over time.

● **How did the percentage of investments that were aligned with the EU Taxonomy compare with previous reference periods?**

Not applicable.



What was the share of sustainable investments with an environmental objective not aligned with the EU Taxonomy?

3.70%

These Sustainable Investments are not aligned with the EU Taxonomy because their economic activities either (i) are not covered by the EU Taxonomy, or (ii) do not comply with the technical screening criteria to achieve substantial contribution in the sense of the EU Taxonomy.



are sustainable investments with an environmental objective that **do not take into account the criteria** for environmentally sustainable economic activities under Regulation (EU) 2020/852.



What was the share of socially sustainable investments?

37.79%



What investments were included under “other”, what was their purpose and were there any minimum environmental or social safeguards?

The fund’s “other” investments included cash positions primarily held for meeting daily liquidity and risk management purposes as allowed and foreseen by the fund’s investment policy. Where relevant, minimum environmental or social safeguards apply to the underlying securities.



What actions have been taken to meet the environmental and/or social characteristics during the reference period?

During the reference period, the attainment of the sustainable investment objective was met by following the investment strategy and adhering to the binding elements.

The fund’s binding elements include:

- exclusion of issuers that:
 - are involved with nuclear weapons from countries that are not signatories to the Treaty on the Non-Proliferation of Nuclear Weapons (NPT) and other controversial weapons
 - derive a significant portion of their revenue from activities detrimental to society or the environment, such as thermal coal extraction and power generation, unconventional oil and gas exploration and production, conventional oil and gas production, nuclear power generation, conventional weapons and small arms, military contracting weapons and weapon-related products and services, tobacco production, adult entertainment production, gambling operations, genetically modified organisms development/growth, pesticides product/retail. Please refer to Pictet Asset Management's Responsible Investment policy for further details on exclusion thresholds applicable to the above activities
 - severely violate the UN Global Compact principles on human rights, labour standards, environmental protection and anti-corruption

- ESG criteria analysis of eligible securities that covers at least 90% of net assets or the number of issuers in the portfolio

Furthermore, the fund engaged with 19 companies as of 30.09.2023.



How did this financial product perform compared to the reference benchmark?

No reference index has been designated for the purpose of attaining the environmental or social characteristics promoted by the fund.

- **How did the reference benchmark differ from a broad market index?**

Not applicable.

- **How did this financial product perform with regard to the sustainability indicators to determine the alignment of the reference benchmark with the environmental or social characteristics promoted?**

Not applicable.

- **How did this financial product perform compared with the reference benchmark?**

Not applicable.

- **How did this financial product perform compared with the broad market index?**

Not applicable.

Disclaimers

This publication includes information and data provided by Sustainalytics. Use of such data is subject to conditions available at <https://www.sustainalytics.com/legal-disclaimers>

Source: London Stock Exchange Group plc and its group undertakings (collectively the "LSE Group") © LSE Group 2020. FTSE Russell is a trading name of certain of the LSE Group Companies. FTSE® is a trade mark of the relevant LSE Group company and is used by any other LSE Group company under license. All rights in the FTSE Russell indexes or data vest in the relevant LSE Group company which owns the index or the data. Neither LSE Group nor its licensors accept any liability for any errors or omissions in the indexes or data and no party may rely on any indexes or data contained in this communication. No further distribution of indexes or data from the LSE Group is permitted without the relevant LSE Group company's express written consent. The LSE Group does not promote, sponsor or endorse the content of this communication.

The Global Industry Classification Standard ("GICS") was developed by and is the exclusive property and a service mark of Morgan Stanley Capital International Inc. ("MSCI") and Standard & Poor's, a division of The McGraw-Hill Companies, Inc. ("S&P") and is licensed for use by [Licensee]. Neither MSCI, S&P nor any third party involved in making or compiling the GICS or any GICS classifications makes any express or implied warranties or representations with respect to such standard or classification (or the results to be obtained by the use thereof), and all such parties hereby expressly disclaim all warranties of originality, accuracy, completeness, merchantability and fitness for a particular purpose with respect to any of such standard or classification. Without limiting any of the foregoing, in no event shall MSCI, S&P, any of their affiliates or any third party involved in making or compiling the GICS or any GICS classifications have any liability for any direct, indirect, special, punitive, consequential or any other damages (including lost profits) even if notified of the possibility of such damages.

All rights in the information provided by Institutional Shareholder Services UK Ltd. and its affiliates (ISS) reside with ISS and/or its licensors. ISS makes no express or implied warranties of any kind and shall have no liability for any errors, omissions, or interruptions in or in connection with any data provided by ISS.