

Periodic disclosure for the financial products referred to in Article 9, paragraphs 1 to 4a, of Regulation (EU) 2019/2088 and Article 5, first paragraph, of Regulation (EU) 2020/852

Product name: **MIROVA FUNDS - Mirova Europe Sustainable Equity Fund**

Legal entity identifier: 549300NFW1DEW38PJO76

Sustainable investment means an investment in an economic activity that contributes to an environmental or social objective, provided that the investment does not significantly harm any environmental or social objective and that the investee companies follow good governance practices.

The **EU Taxonomy** is a classification system laid down in Regulation (EU) 2020/852 establishing a list of **environmentally sustainable economic activities**. That Regulation does not include a list of socially sustainable economic activities. Sustainable investments with an environmental objective might be aligned with the Taxonomy or not.

Sustainable investment objective

Did this financial product have a sustainable investment objective?	
<input checked="" type="radio"/> <input checked="" type="radio"/> <input checked="" type="radio"/> Yes	<input type="radio"/> <input type="radio"/> <input type="radio"/> No
<input checked="" type="checkbox"/> It made sustainable investments with an environmental objective: 57.25% <ul style="list-style-type: none"> <input checked="" type="checkbox"/> in economic activities that qualify as environmentally sustainable under the EU Taxonomy <input checked="" type="checkbox"/> in economic activities that do not qualify as environmentally sustainable under the EU Taxonomy 	<input type="checkbox"/> It promoted Environmental/Social (E/S) characteristics and while it did not have as its objective a sustainable investment, it had a proportion of ____% of sustainable investments <ul style="list-style-type: none"> <input type="checkbox"/> with an environmental objective in economic activities that qualify as environmentally sustainable under the EU Taxonomy <input type="checkbox"/> with an environmental objective in economic activities that do not qualify as environmentally sustainable under the EU Taxonomy <input type="checkbox"/> with a social objective
<input checked="" type="checkbox"/> It made sustainable investments with a social objective: 39.2%	<input type="checkbox"/> It promoted E/S characteristics, but did not make any sustainable investments



To what extent was the sustainable investment objective of this financial product met?

The sustainable investment objective of the Fund is to allocate the capital towards companies:

- that address opportunities linked to major sustainable themes such as biodiversity, climate, diversity human capital, health human development, and

- whose economics activities contribute positively through their products, services and/or practices to the achievement of one or more of the United Nations Sustainable Development Goals (the “SDGs”).

The Fund aims at contributing to keeping the maximum global temperature rise to a maximum 2 degrees Celsius.

The Regulation (EU) 2020/852 (the “Taxonomy Regulation”) aims to establish the criteria for determining whether an economic activity is considered environmentally sustainable. This Fund may make investments in economic activities that contribute to the environmental objectives set out in the Article 9 of the Taxonomy Regulation: (a) climate change mitigation and climate change adaptation, (b) sustainable use and protection of water and marine resources, (c) the transition to a circular economy, (d) pollution prevention and control, (e) the protection and restoration of biodiversity and ecosystems.

To date, only two of the environmental objectives have been defined and only a limited number of activities are eligible to be screened against the EU technical screening criteria.

The alignment of the economics activities of each company with the above objectives is identified and measured to the extent that data is available to the Investment Manager and of an adequate quality. Depending on the investment opportunities available, the Fund may contribute to any of the above environmental objectives and may not at all times contribute to all of the objectives.

No reference benchmark has been designated for the purpose of attaining the sustainable investment objective.

96.45% of the Fund’s net assets were aligned with sustainable investment objectives as of 31/12/2022. Alignment with EU Taxonomy amounted to 10.55%.

The indicators have not been subject to an assurance provided by an auditor or a review by a third party.

● *How did the sustainability indicators perform?*

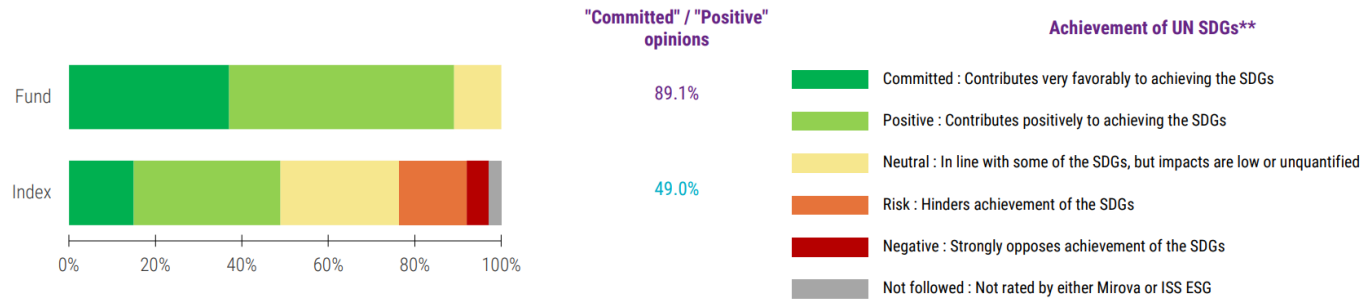
Benchmark: MSCI EUROPE NET TOTAL RETURN EUR INDEX

The benchmark is not intended to be aligned with environmental and social ambitions as promoted by the fund.

Sustainability indicators measure how the sustainable objectives of this financial product are attained.

SUSTAINABILITY OPINION BREAKDOWN*

in % of assets, cash equivalence excluded



The ESG Opinion is designed to assess whether the investment is compatible with the UN SDGs and is based upon the analysis of Mirova and ISS ESG, a third party. The opinion does not guarantee a profit or protect against a loss, and does not ensure the stability or safety of the overall portfolio.

CONTRIBUTION TO UN SUSTAINABLE DEVELOPMENT GOALS (SDGS)

in % of assets with Committed/positive opinions

Mirova pillars		Extent to which an asset contributes to the SDGs corresponding to each pillar	
		Fund	Index
Environment	CLIMATE STABILITY	64%	
	Limit greenhouse gas levels to stabilize global temperature rise under 2°C	26%	
	HEALTHY ECO-SYSTEMS	37%	
	Maintain ecologically sound landscape and seas for nature and people	10%	
Social	RESOURCE SECURITY	51%	
	Preserve stocks of natural resources through efficient and circular use	16%	
	BASIC NEEDS	23%	
	Basic services (food, water, energy, transport, health, etc.) for all	17%	
Social	WELL BEING	40%	
	Enhanced health education, justice and equality of opportunity for all	25%	
	DECENT WORK	25%	
	Secure socially inclusive jobs and working conditions for all	16%	


The United Nations adopted 17 Sustainable Goals (SDGs) in 2015, with an ambition to achieve them by 2030. Please see an overview relating to all SDGs (1-17) on the UN's website: www.un.org/sustainabledevelopment/sustainable-development-goals/. This chart displays to what extent an asset contributes to the UN Sustainable Development Goals ("SDGs"). Mirova has signed an agreement with Cambridge University, based on a research partnership focusing on sustainable development themes as well as the establishment of a task force in 2013, the Investors Leaders Group. To illustrate the main sustainability impacts of our investments, six impact pillars have been developed, three environmental and three social, for each asset (as displayed on the left). The same assets may contribute to several pillars / SDGs.

The percentages indicated represent the share of portfolio values (by weight) that contribute positively to the pillar concerned (companies with an ESG opinion "Committed" or "Positive" on the pillar). Our evaluation of the contribution is based both on the capacity of companies to offer products and services with positive impact and on the quality of their environmental and social practices across their value chain.

* For more information on our methodologies, please refer to our Mirova website : <https://www.mirova.com/en/research>

**In 2015, all countries around the world agreed on 17 universal sustainable development goals (SDG) to end poverty, combat inequality and injustice and fight against climate change between now and 2030.

ESTIMATED IMPACT ON GLOBAL AVERAGE INCREASE OF TEMPERATURE



In 2015, Mirova and Carbone 4 jointly developed a method* which assesses carbon data in view of the specific challenges facing a low carbon economy: Carbon Impact Analytics (CIA). Companies are initially assessed individually according to a specific sector framework. This method focuses on two main indicators:

- "induced" emissions arising from the "lifecycle" of a company's activities, taking into account both direct emissions and those of suppliers and products
- "avoided" emissions due to improvements in energy efficiency or "green" solutions

These indicators are enhanced with an assessment of corporate policies and decarbonisation targets.

Individual company assessments are then used to calculate the fund's alignment with a global warming pathway of 1.5°C to 5°C by 2100.

For more information about our methodologies, please refer to our Mirova website www.mirova.com/en/research/demonstrating-impact.

*As of 05/31/2022, this methodology has changed. The main change concerns how we determine the temperature (which now includes a qualitative analysis of the company's decarbonization strategy), and how we display the temperature (by ranges rather than exact 0.1 precision temperatures).

How did the sustainable investments not cause significant harm to any sustainable investment objective?

The sustainability analysis aims to identify the relevant residual environmental and social risks originating from companies' activities and practices and assesses the quality of the company's measures to mitigate these risks (the "DNSH test"). Such analysis considers notably the degree of exposure of the investee company to certain sectors or activities that may be considered to be damaging for the environment and/or the society and exposure to relevant environmental or social controversies.

As a result of this qualitative analysis, the Investment Manager issues a binding opinion based on which companies whose economic activities or practices are deemed to have a significant negative impact on the achievement of one or more of the UN SDGs are systematically excluded from the investment universe regardless of their otherwise positive contribution.

Therefore, over the reporting period, all investments in the Fund were complying with the Investment Manager's DNSH criteria.

How were the indicators for adverse impacts on sustainability factors taken into account?

As part of the analysis of residual ESG risks conducted on each investee company, the Fund systematically assesses and monitors indicators that are deemed to indicate the presence of principal adverse impact (including consideration of data relating to the mandatory PAI indicators referred to in the consolidated Regulatory Technical Standards for assessment of sustainable investment in accordance with art. 2 (17) SFDR). When the data necessary for the calculation of certain PAI indicators are not available, the Investment Manager may use qualitative or quantitative proxies that cover themes similar to the PAI indicators in question.

Adverse impacts are prioritized according to the specificities of sectors and business models of companies considered for investment by using a combination of criteria based on:

- analysis of the company's exposure to environmental impacts based on science-based data from international organisations (e.g. energy intensity, impacts on biodiversity, etc),
- analysis of the company's exposure to fundamental rights and employee matters through its locations, business model and supply chain organization (e.g. exposure to health and safety risks, exposure to countries with specific human rights risks, etc),
- analysis of the company's footprint on local communities and consumers,
- screening of on-going or potential controversies.

Principal adverse impacts are the most significant negative impacts of investment decisions on sustainability factors relating to environmental, social and employee matters, respect for human rights, anti-corruption and anti-bribery matters.

Where the Investment Manager deems the investee company's processes and practices are insufficient to mitigate environmental, social and governance risks, notably with regards to the relevant PAIs, the company's impact is deemed as negative which makes it ineligible for investment.

Further details can be found in the table hereunder, which lists the main indicators taken into account by Mirova when taking PAIs into account.

Adverse Sustainability indicator		How PAIs are taken into account by Mirova
Greenhouse gas emissions	1. GHG emissions	- Exclusion of the most carbon intensive entities and companies with no or insufficient plan to reduce GHG emissions
	2. Carbon footprint	- Systematic integration in qualitative internal analysis
	3. GHG intensity of investee companies	
	4. Exposure to companies active in the fossil fuel sector	- Exclusion of companies active in the fossil fuel sector For companies involved in fossil fuel extraction, processing/refining, and trading, exclusion applies to companies with: • >5% of revenues from coal or oil, including unconventional oil, • >10% of revenues from unconventional gas. For companies that produce dedicated equipment/services for the fossil fuel sector, exclusion applies to companies with >50% of revenues from these equipment/services. For companies involved in electricity production (>10% of sales related to electricity production), exclusion applies to companies with a generation mix dominated by coal, with a carbon intensity >350 gCO2/kWh.
	5. Share of non-renewable energy consumption and production	- Integration in qualitative internal analysis when relevant
	6. Energy consumption intensity per high impact climate sector	- Integration in qualitative internal analysis when relevant
Biodiversity	7. Activities negatively affecting biodiversity-sensitive areas	- Exclusion of companies or projects significantly harming biodiversity sensitive areas - Systematic integration in qualitative internal analysis - Part of controversy analysis
Water	8. Emissions to water	- Integration in qualitative internal analysis when relevant
Waste	9. Hazardous waste and radioactive waste ratio	- Integration in qualitative internal analysis when relevant
Social and Employee matters	10. Violations of UNGC principles and OECD guidelines for Multinational Enterprises	- Exclusion of companies violating UNGC and OECD principles - Systematic integration in qualitative internal analysis - Part of controversy analysis
	11. Lack of processes and compliance mechanisms to monitor compliance with UN Global Compact principles and OECD Guidelines for Multinational Enterprises	- Exclusion for large companies, case-by-case for small companies or projects - Systematic integration in qualitative internal analysis - Engagement plans / ESAP with investees when relevant
	12. Unadjusted gender pay gap	- Systematic integration of gender equality in qualitative internal analysis - Engagement plans / ESAP with investees
	13. Board gender diversity	- Systematic integration of gender equality in qualitative internal analysis - Engagement plans / ESAP with investees
	14. Exposure to controversial weapons (anti-personnel mines, cluster munitions, chemical weapons and biological weapons)	- Exclusion (0% sales threshold)
Additional PAI Indicators	4. Investments in companies without carbon emission reduction initiatives	- Exclusion of the most carbon intensive entities and companies with no or insufficient plan to reduce GHG emissions - Systematic integration in qualitative internal analysis
	14. Number of identified cases of severe human rights issues and incidents	- Exclusion of companies with severe human rights issues and incidents - Systematic integration in qualitative internal analysis - Part of controversy analysis
	17. Number of convictions and amount of fines for violation of anti-corruption and anti-bribery laws	- Exclusion of companies with severe human rights issues and incidents - Systematic integration in qualitative internal analysis - Part of controversy analysis

Were sustainable investments aligned with the OECD Guidelines for Multinational Enterprises and the UN Guiding Principles on Business and Human Rights? Details:

The Investment Manager screens investee companies against adherence with OECD Guidelines for Multinational Enterprises and UN Guiding Principles on Business and Human Rights.

The Investment Manager continuously reviews companies' track records and news flows to identify significant controversies. Companies' involvement and resolving measures are taken into account. Risks of potential breach may be monitored through engagement to obtain additional assurance.

Companies determined by the Investment Manager to be in serious breach of OECD Guidelines for Multinational Enterprises or UN Guiding Principles on Business and Human Rights are recognized as doing significant harm and are therefore rendered non-eligible.

As a consequence, over the reporting period, all investments were considered to be respectful with the OECD Guidelines for Multinational Enterprises and the UN Guiding Principles on Business and Human Rights.



How did this financial product consider principal adverse impacts on sustainability factors?

PAI indicators are incorporated into the sustainability analysis framework and the results are part of the DNSH test. As described above, the DNSH test's result is a binding opinion based on which companies whose economic activities or practices are deemed to have a significant negative impact on the achievement of one or more of the UN SDGs are systematically excluded from the investment universe regardless of their otherwise positive contribution. PAI indicators are therefore continuously considered by these financial products.



What were the top investments of this financial product?

Largest investments	Sector	% Assets	Country
ROCHE SE CHF	Pharmaceuticals	3.93%	Switzerland
ASTRAZENECA LN GBp	Pharmaceuticals	3.79%	United Kingdom
ASML HOLDING NA EUR	Semiconductor Equipment	3.67%	Netherlands
KBC GROUP BB EUR	Diversified Banks	3.1%	Belgium
RENAULT SA FP EUR	Automobile Manufacturers	3.05%	France
STM FP EUR	Semiconductors	3.01%	Netherlands
INTESA IM EUR	Diversified Banks	3.01%	Italy
EDP GR EUR	Electric Utilities	2.98%	Portugal
SAINT GOBAIN FP EUR	Building Products	2.98%	France
BANCO SQ EUR	Diversified Banks	2.97%	Spain

The list includes the investments constituting **the greatest proportion of investments** of the financial product during the reference period which is: 31/12/2022

WORLDLINE FP EUR	Data Processing & Outsourced Services	2.93%	France
VOLTALIA FP EUR	Renewable Electricity	2.8%	France
DANONE FP EUR	Packaged Foods & Meats	2.79%	France
AXA FP EUR	Multi-Line Insurance	2.56%	France
CREDIT FP EUR	Diversified Banks	2.54%	France

Please note that the name of the investment and the percentage of assets may differ from the ones shown in the portfolio.
The displayed country is the country of risk

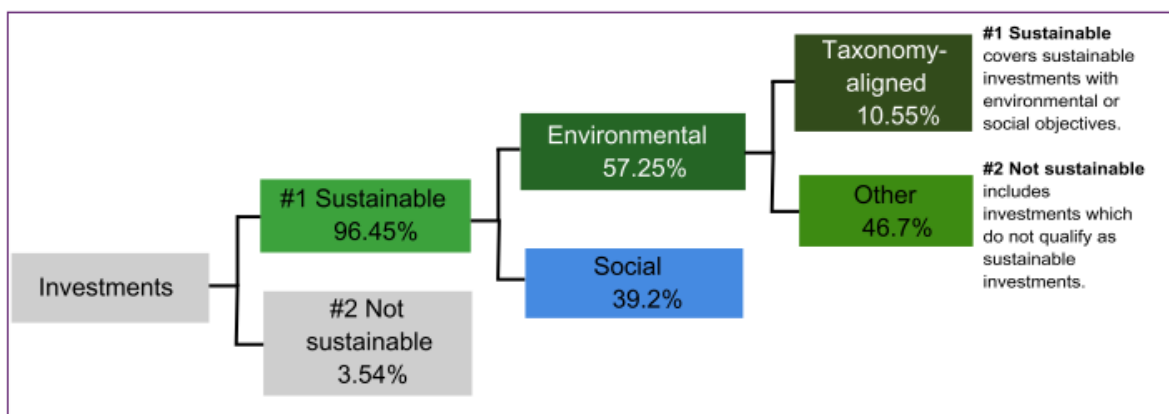


What was the proportion of sustainability-related investments?

The Fund aims at investing only in sustainable investments as defined in Article 2(17) SFDR. 96.45% of the Fund's net assets have been aligned with sustainable investment objectives as of 31/12/2022.

The Fund may use derivatives for hedging and investment purposes (authorised but very rarely used).

What was the asset allocation?



In which economic sectors were the investments made?

SECTOR BREAKDOWN (%)	Fund	Index
Financials	17.5	16.8
Industrials	14.4	14.2
Health Care	12.4	15.5
Materials	12.3	7.4
Utilities	11.5	4.4
Information Technology	10.9	6.9
Consumer Discretionary	7.4	10.8
Consumer Staples	4.6	13.1
Communication Services	4.0	3.3
Energy	-	6.6
Real Estate	-	0.9
Mutual Funds	2.6	-
Cash & cash equivalent	2.4	-

MSCI Breakdown

To comply with the EU Taxonomy, the criteria for **fossil gas** include limitations on emissions and switching to fully renewable power or low-carbon fuels by the end of 2035. For **nuclear energy**, the criteria include comprehensive safety and waste management rules.

Enabling activities directly enable other activities to make a substantial contribution to an environmental objective.

Transitional activities are activities for which low-carbon alternatives are not yet available and among others have greenhouse gas emission levels corresponding to the best performance.



To what extent were sustainable investments with an environmental objective aligned with the EU Taxonomy?

As a result of its sustainable objective, this Fund may make investments in economic activities that contribute to the environmental objectives set out in the Article 9 of the Regulation (EU) 2020/852 (the “Taxonomy Regulation”): (a) climate change mitigation and climate change adaptation, (b) sustainable use and protection of water and marine resources, (c) the transition to a circular economy, (d) pollution prevention and control, (e) the protection and restoration of biodiversity and ecosystems.

The alignment of the economic activities of each company with the above objectives (limited to the objective (a) as of today) is identified and measured to the extent that data is available to the Investment Manager and of an adequate quality. They may also stem from estimations in case when certain amount of information is missing.

The estimations are performed under conditions defined by the regulations and respect the principle of prudence. The methodology for collecting alignment data and the quality of available data are being improved. As a result, the alignment percentage provided is conservative.

10.55% of the Fund’s net assets are aligned with the EU taxonomy as of 31/12/2022.

Did the financial product invest in fossil gas and/or nuclear energy related activities that comply with EU Taxonomy¹?

☐

Yes :

☐

In fossil gas

☐

In nuclear energy

☒

No

At the reporting date, based on the available reported and estimated issuer data, the management company did not identify any gas or nuclear taxonomy alignment in the investment portfolio.

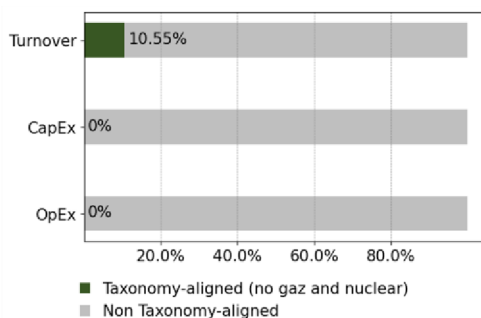
¹ Fossil gas and/or nuclear related activities will only comply with the EU Taxonomy where they contribute to limiting climate change (“climate change mitigation”) and do not significantly harm any EU Taxonomy objectives – see explanatory note in the left hand margin. The full criteria for fossil gas and nuclear energy economic activities that comply with the EU Taxonomy are laid down in Commission Delegated Regulation (EU) 2022/1214.

Taxonomy-aligned activities are expressed as a share of:

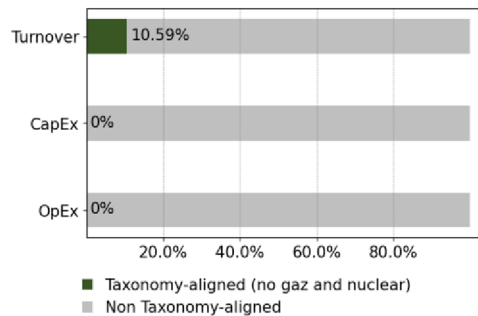
- **turnover** reflecting the share of revenue from green activities of investee companies
- **capital expenditure** (CapEx) showing the green investments made by investee companies, e.g. for a transition to a green economy
- **operational expenditure** (OpEx) reflecting the green operational activities of investee companies.

The graphs below show in green the percentage of investments that were aligned with the EU Taxonomy. As there is no appropriate methodology to determine the taxonomy-alignment of sovereign bonds, the first graph shows the Taxonomy alignment in relation to all the investments of the financial product including sovereign bonds, while the second graph shows the Taxonomy alignment only in relation to the investments of the financial product other than sovereign bonds.*

1. Taxonomy-alignment of investments **including** sovereign bonds*



2. Taxonomy-alignment of investments **excluding** sovereign bonds*




This graph represents **100%** of the total investments.

* For the purpose of these graphs, 'sovereign bonds' consist of all sovereign exposures

● What was the share of investments made in transitional and enabling activities?

The share of investments in transitional and enabling activities was 6.08%.

 are sustainable investments with an environmental objective that **do not take into account the criteria** for environmentally sustainable economic activities under the EU Taxonomy.



What was the share of sustainable investments with an environmental objective that were not aligned with the EU Taxonomy?

The Fund has invested 57.25% in sustainable investments with an environmental objective that may include sustainable investments that are not aligned with the EU taxonomy.

The Investment Manager's sustainable impact assessment framework identifies certain activities that are not currently covered by the EU Taxonomy or considered as making a substantial contribution to environmental Taxonomy objectives.

This is affected by performing an overall sustainability assessment on each investee company, which includes a review of positive impacts regarding three environmental themes: Climate Stability, Biodiversity and Circular Economy.

These themes aim at identifying companies which activities or practices:

- help develop low carbon energy, eco-efficiency, clean transportation, green building or align with an advanced decarbonation strategy; or
- support sustainable land use, land preservation and sustainable water management or align with an advanced biodiversity preservation strategy; or
- foster sustainable waste management or circular business model.

The Fund does not commit to a minimum share of sustainable investments with an environmental objective that are not aligned to the EU Taxonomy.



What was the share of socially sustainable investments?

The Fund has invested 39.20% in companies that contribute to tackling inequality or that foster social cohesion, social integration and labor relations, or an investment in human capital or economically or socially disadvantaged communities, provided that such investments do not significantly harm any of the environmental/social objectives and that the investee companies follow good governance practices, in particular with respect to sound management structures, employee relations, remuneration of staff and tax compliance.

This is affected by performing an overall sustainability assessment on each investee company, which includes a review of positive impacts regarding three social themes: Socio-economic development, Health wellness and Diversity inclusion.

These themes aim at identifying companies which activities or practices:

- help foster access to basic and sustainable services, local impact or promote advanced working conditions;
- support the development of healthcare, healthy nutrition, knowledge, education or safety;
- promote diversity and inclusion through dedicated products and services or through advanced practices targeting the workforce.



What investments were included under “not sustainable”, what was their purpose and were there any minimum environmental or social safeguards?

The Fund aims at investing only in securities qualifying as sustainable investment.

For technical or hedging purposes, the Fund may hold cash or cash equivalents and derivatives for currency risk management purposes. Due to the technical and neutral nature of the asset, such instruments are not considered as investments and thus no minimum safeguards have been put in place.



What actions have been taken to attain the sustainable investment objective during the reference period?

Engagement activity forms an integral part of Mirova's responsible investment approach.

Mirova's engagement strategy seeks to monitor and thrive to improve companies' products and practices from an environmental, social, and governance point of view. As a result, one of the core functions of the Sustainability Research team is engagement, both on individual and collaborative levels:

- Individual engagement: in which Mirova's ESG analysts interact one-on-one with the companies to monitor performance and progress on ESG topics, and to encourage improvement in their sustainability practices. The purpose of individual engagement is not only to ensure responsible practices in line with our standards, but also to promote better ESG practices and encourage the development of solutions for the major environmental and social challenges associated with each sector.
- Collaborative engagement: Mirova joins with other investors and representatives of civil society to identify controversial practices, encourage greater transparency and demand, where necessary, that companies change their practices.

Additionally, Mirova leverages its voting rights to further push companies towards the development of more sustainable portfolios and the adoption of best practices, by systematically exercising their voting rights based on an in-house voting policy that largely embeds the concepts of a sustainable-at-core, stakeholder-oriented governance. Proxy voting is used to convey messages during pre/post vote dialogue and via opposition to ad hoc items. Where possible, Mirova may co-sign or lead the filing of shareholder items.

Mirova also engage with regulators to share its vision of sustainable investment to improve standards and regulations across the financial sector and to foster sustainable investment. Mirova is committed to promoting regulations, including legislative changes, standards or labels, and practices that support sustainable investment and create long-term value.

Further information in relation to engagement priorities and engagement policy carried out by Mirova can be found on the website at <https://www.mirova.com/en/research/voting-and-engagement>.



How did this financial product perform compared to the reference sustainable benchmark?

Not applicable

Reference benchmarks are indexes to measure whether the financial product attains the sustainable objective.

- *How did the reference benchmark differ from a broad market index?*
Not applicable
- *How did this financial product perform with regard to the sustainability indicators to determine the alignment of the reference benchmark with the sustainable investment objective?*
Not applicable
- *How did this financial product perform compared with the reference benchmark?*
Not applicable
- *How did this financial product perform compared with the broad market index?*
Not applicable