

**Sustainable investment** means an investment in an economic activity that contributes to an environmental or social objective, provided that the investment does not significantly harm any environmental or social objective and that the investee companies follow good governance practices.

The **EU Taxonomy** is a classification system laid down in Regulation (EU) 2020/852, establishing a list of **environmentally sustainable economic activities**.

That Regulation does not lay down a list of socially sustainable economic activities. Sustainable investments with an environmental objective might be aligned with the Taxonomy or not.

Product name : BNP PARIBAS € CORP BOND SRI PAB 3-5Y

Legal Entity Identifier: 213800H47ZGQHW71BE93

## ENVIRONMENTAL AND/OR SOCIAL CHARACTERISTICS

Did this financial product have a sustainable investment objective?

☒ ☒ Yes

☒ ☐ No

☐ It made a sustainable investment with an environmental objective: \_\_\_\_%

☐ in economic activities that qualify as environmentally sustainable under the EU Taxonomy

☐ in economic activities that do not qualify as environmentally sustainable under the EU Taxonomy

☐ It made sustainable investments with a social objective : \_\_\_\_%

☒ It promoted Environmental/Social (E/S) characteristics and while it does not have as its objective a sustainable investment, it had a proportion of 48.6 % of sustainable investments

☒ with an environmental objective in economic activities that qualify as environmentally sustainable under the EU Taxonomy

☒ with an environmental objective in economic activities that do not qualify as environmentally sustainable under the EU Taxonomy

☒ with a social objective

☐ It promoted E/S characteristics, but did not make any sustainable investments

All actual data within this periodic report are calculated on the closing date of the accounting year.

As communicated on BNP Paribas Asset Management Luxembourg's website, in the context of the clarifications given at European level for the implementation of the regulatory technical standards as from the 1st January 2023, the classification of the financial product has been reviewed from article 9 to article 8. Consequently, the periodic disclosure has been established accordingly.



**To what extent were the environmental and/or social characteristics promoted by this financial product met?**

The financial product promotes environmental and social characteristics by assessing underlying investments against Environmental, Social, and Governance (ESG) criteria using the methodology of the index provider. As such, the product is exposed to issuers that demonstrate superior or improve environmental and social practices, while implementing robust corporate governance practices within their sector of activity.

The investment strategy selects issuers through:

- A negative screening applying exclusion criteria. This is applied with regard to issuers with a poor ESG profile and issuers that are in systematic violation of the UN Global Compact.
- A positive screening using a selectivity approach. This involves evaluation of Environmental, Social, and Governance (ESG) performance of an issuer against a combination of environmental, social and governance factors which include but not limited to :
  - Environmental: energy efficiency, reduction of emissions of greenhouse gases (GHG), treatment of waste;
  - Social: respect of human rights and workers' rights, human resources management (workers' health and safety, diversity);
  - Governance: Board of Directors independence, managers' remuneration, respect of minority shareholders rights.

Furthermore, the investment manager promotes better environmental and social outcomes through engagement with issuers and the exercise of voting rights according to the Stewardship policy, where applicable, in collaboration with BNP Paribas Asset Management's Sustainability Centre.

The Bloomberg MSCI 3-5 Year Euro Corporate SRI Sustainable Select Ex Fossil Fuel PAB (NTR) Index has been designated as a reference benchmark for the purpose of attaining the environmental or social characteristics promoted by the financial product.

The environmental objectives as well as the social objectives to which the sustainable investments of the financial product have contributed are indicated in the question "What were the objectives of the sustainable investments that the financial product partially made and how did the sustainable investment contribute to such objectives? "

### ● *How did the sustainability indicators perform?*

The following sustainability indicators are used to measure the attainment of the environmental and social characteristics promoted by the financial product, and are based on the reference benchmark ESG methodology:

- The percentage of the financial product's portfolio compliant with the reference benchmark eligible stock criteria taking into account sectorial and controversial policies; **100%**
- The percentage of the financial product's assets covered by the ESG analysis based on the index provider ESG methodology; **100%**
- The minimum percentage of the financial product's universe reduction due to exclusion of securities with low ESG score and/or sector exclusions and/or any other extra financial criteria; **20%**
- The average carbon footprint of the financial product's portfolio compared to the average carbon footprint of its investment universe, as defined in the Prospectus; **36,39 (ETF) vs 78,42 tCO2 eq/EV (Bloomberg Euro Aggregate Corporate 3-5Y (EUR))\***
- The percentage of the financial product's portfolio invested in "sustainable investments" as defined in Article 2 (17) of SFDR. **48.6%**

**\* Source:** BNP Paribas Asset Management. Another provider of extra-financial data (e.g. ESG score, carbon footprint) as well as a slightly different initial investment universe may be used to determine and implement extra-financial targets of the investment strategy. For data availability purposes regarding this periodic reporting, the figures provided are based on BNP Paribas Asset Management data and may not strictly reflect these targets.

### ● *...and compared to previous periods ?*

Not applicable for the first periodic report.

**Sustainability indicators** measure how the environmental or social characteristics promoted by the financial product are attained.

● ***What were the objectives of the sustainable investments that the financial product partially made and how did the sustainable investment contribute to such objectives?***

The objectives of the sustainable investments made by the financial product are to finance companies that contribute to environmental and/or social objectives through their products and services, as well as their sustainable practices.

The internal methodology, as defined in the main part of the Prospectus, integrates several criteria into its definition of sustainable investments that are considered to be core components to qualify a company as sustainable. These criteria are complementary to each other. In practice, a company must meet at least one of the criteria described below in order to be considered as contributing to an environmental or social objective:

1. A company with an economic activity aligned with the EU Taxonomy objectives. A company can be qualified as sustainable investment in case it has more than 20% of its revenues aligned with the EU Taxonomy. A company qualifying as sustainable investment through this criteria can for example contribute to the following environmental objectives: sustainable forestry, environmental restoration, sustainable manufacturing, renewable energy, water supply, sewerage, waste management and remediation, sustainable transportation, sustainable buildings, sustainable information and technology, scientific research for sustainable development;
2. A company with an economic activity contributing to one or more United Nations Sustainable Development goals (UN SDG) targets. A company can be qualified as sustainable investment in case it has more than 20% of its revenues aligned with the SDGs and less than 20% of its revenues misaligned with the UN SDGs. A company qualifying as sustainable investment through this criteria can for example contribute to the following objectives:
  - a. Environmental: sustainable agriculture, sustainable management of water and sanitation, sustainable and modern energy, sustainable economic growth, sustainable infrastructure, sustainable cities, sustainable consumption and production patterns, fight against climate change, conservation and sustainable use of oceans, seas and marine resources, protection, restoration and sustainable use of terrestrial ecosystems, sustainable management of forests, fight against desertification, land degradation and biodiversity loss;
  - b. Social: no poverty, zero hunger, food security, healthy lives and well-being at all ages, inclusive and equitable quality education and lifelong learning opportunities, gender equality, women and girls empowerment, availability of water and sanitation, access to affordable, reliable and modern energy, inclusive and sustainable economic growth, full and productive employment and decent work, resilient infrastructure, inclusive and sustainable industrialization, reduced inequality, inclusive, safe and resilient cities and human settlements, peaceful and inclusive societies, access to justice and effective, accountable and inclusive institutions, global partnership for sustainable development.
3. A company operating in a high GHG emission sector that is transitioning its business model to align with the objective of maintaining the global temperature rise below 1.5°C. A company qualifying as sustainable investment through this criteria can for example contribute to the following environmental objectives: GHG emissions reduction, fight against climate change;
4. A company with best-in-class environmental or social practices compared to its peers within the relevant sector and geographical region. The E or S best performer assessment is based on the BNPP AM ESG scoring methodology. The methodology scores companies and assesses them against a peer group comprising companies in comparable sectors and geographical regions. A company with a contribution score above 10 on the Environmental or Social pillar qualifies as best performer. A company qualifying as sustainable investment through this criteria can for example contribute to the following objectives:
  - a. Environmental: fight against climate change, environmental risk management, sustainable management of natural resources, waste management, water

management, GHG emissions reduction, renewable energy, sustainable agriculture, green infrastructure;

- b. Social: health and safety, human capital management, good external stakeholder management (supply chain, contractors, data), business ethics preparedness, good corporate governance.

Green bonds, social bonds and sustainability bonds issued to support specific environmental and/or social projects are also qualified as sustainable investments provided that these debt securities receive an investment recommendation 'POSITIVE' or 'NEUTRAL' from the Sustainability Center following the issuer and underlying project assessment based on a proprietary Green/Social/Sustainability Bond Assessment methodology.

Companies identified as a sustainable investment should not significantly harm any other environmental or social objectives (the Do No Significant Harm 'DNSH' principle) and should follow good governance practices. BNP Paribas Asset Management (BNPP AM) uses its proprietary methodology to assess all companies against these requirements.

More information on the internal methodology can be found on the website of the investment manager: <https://www.bnpparibas-am.com/sustainability-documents/>

The share of financial product investments considered by the SFDR regulation to be sustainable investments contributes in the proportions described in the question on the allocation of assets to the environmental objectives defined in the European Regulation on Taxonomy in force to date: climate change mitigation and/or adaptation to climate change.

### *How did the sustainable investments that the financial product partially made not cause significant harm to any environmental or social sustainable investment objective?*

Sustainable investments that the product partially intends to make should not significantly harm any environmental or social objective (DNSH Principle). In this respect, for such sustainable investments, the investment manager commits to consider principal adverse impacts on sustainability factors by taking into account indicators for adverse impacts as defined in SFDR, and to not invest in companies that do not meet their fundamental obligations in line with the OECD Guidelines and the UN Guiding Principles on Business and Human Rights.

**Principal adverse impacts** are the most significant negative impacts of investment decisions on sustainability factors relating to environmental, social and employee matters, respect for human rights, anti-corruption and anti-bribery matters.

#### *How were the indicators for adverse impacts on sustainability factors taken into account?*

The investment manager ensures that throughout its investment process, the sustainable investments of the financial product take into account principal adverse impact indicators by analysing within the investment process those indicators in respect of the sustainable investment pillars defined in the BNP Paribas Asset Management Global Sustainability Strategy (GSS). More information on the GSS can be found on: [Sustainability documents - BNPP AM Corporate English \(bnpparibas-am.com\)](#).

Depending on the composition of the financial product's portfolio (i.e. the type of issuer), the financial product considers and addresses or mitigates the following principal adverse sustainability impacts indicators for the proportion of assets qualified as sustainable investments:

##### Corporate mandatory indicators:

1. GreenHouse Gas (GHG) Emissions
2. Carbon footprint
3. GHG intensity of investee companies
4. Exposure to companies active in the fossil fuel sector
5. Share of non-renewable energy consumption and production
6. Energy consumption intensity per high impact climate sector
7. Activities negatively affecting biodiversity sensitive areas
8. Emissions to water
9. Hazardous waste ratio
10. Violations of UN Global Compact principles and Organisation for Economic Cooperation and Development (OECD) Guidelines for Multinational Enterprises

11. Lack of processes and compliance mechanisms to monitor compliance with UN Global Compact principles and OECD Guidelines for Multinational Enterprises
12. Unadjusted gender pay gap
13. Board gender diversity
14. Exposure to controversial weapons (anti-personnel mines, cluster munitions, chemical weapons and biological weapons)

Corporate voluntary indicators:

Environment

4. Investments in companies without carbon emission reduction initiatives

Social

4. Lack of a supplier code of conduct
9. Lack of a human rights policy

Sovereign mandatory indicator:

15. GHG intensity
16. Investee countries subject to social violations

More detailed information on the manner in which principal adverse impacts on sustainability factors are considered can be found in the BNP PARIBAS ASSET MANAGEMENT SFDR disclosure statement: <https://docfinder.bnpparibas-am.com/api/files/874ADAE2-3EE7-4AD4-BOED-84FC06E090BF>

*Were sustainable investments aligned with the OECD Guidelines for Multinational Enterprises and the UN Guiding Principles on Business and Human Rights? Details:*

The sustainable investments of the financial product exclude issuers that are in violation or at risk of violation of the UN Global Compact Principles, OECD Guidelines for Multinational Enterprises and UN Guiding Principles on Business & Human Rights, including the principles and rights set out in the eight fundamental conventions identified in the Declaration of the International Labour Organisation on Fundamental Principles and Rights at Work and the International Bill of Human Rights. This assessment is conducted within the BNPP AM Sustainability Centre on the basis of internal analysis and information provided by external experts, and in consultation with BNP Paribas Group CSR Team.

*The EU Taxonomy sets out a 'do not significant harm' principle by which Taxonomy-aligned investments should not significantly harm EU Taxonomy objectives and is accompanied by specific Union criteria.*

The “do no significant harm” principle applies only to those investments underlying the financial product that take into account the Union criteria for environmentally sustainable economic activities. The investments underlying the remaining portion of this financial product do not take into account the Union criteria for environmentally sustainable economic activities.

*Any other sustainable investments must also not significantly harm any environmental or social objectives.*



## How did this financial product consider principal adverse impacts on sustainability factors ?

The product considers some principal adverse impacts on sustainability factors. In order for the investment manager to determine which PAI is considered and addressed or mitigated, ESG methodology and disclosures of the reference benchmark and/or the index provider are used.

The policy framework in order to analyse how principle adverse impacts are considered for the financial product mainly relies on the three following pillars:

- 1- Analysis of the embedded exclusion process leading the investment strategy to remove industries and behaviours that present a high risk of adverse impacts in violation of international norms and conventions and issuers that are involved in activities presenting an unacceptable risk to society and/or the environment;
- 2- How the ESG ratings used throughout the investment process include in their methodology consideration of principal adverse impacts on sustainability factors, and to what extent those ratings are used in the investment strategy;
- 3- Engagement and voting policy, when applicable.

The Stewardship team regularly identifies adverse impacts through ongoing research, collaboration with other long-term investors, and dialogue with NGOs and other experts. Engagement with issuers aim at encouraging them to improve their environmental, social and governance practices and, thus, mitigate potential adverse impacts. Voting at Annual General Meetings of companies the portfolio is invested in aims at promoting good governance and advance environmental and social issues.

Based on the above approach, the financial product considers and addresses or mitigates the following principal adverse sustainability impacts:

Corporate mandatory indicators:

1. GreenHouse Gas (GHG) Emissions
2. Carbon footprint
3. GHG intensity of investee companies
4. Exposure to companies active in the fossil fuel sector
5. Share of non-renewable energy consumption and production
6. Energy consumption intensity per high impact climate sector
7. Activities negatively affecting biodiversity sensitive areas
8. Emissions to water
9. Hazardous waste ratio
10. Violations of UN Global Compact principles and Organisation for Economic Cooperation and Development (OECD) Guidelines for Multinational Enterprises
11. Lack of processes and compliance mechanisms to monitor compliance with UN Global Compact principles and OECD Guidelines for Multinational Enterprises
13. Board gender diversity
14. Exposure to controversial weapons (anti-personnel mines, cluster munitions, chemical weapons and biological weapons)

More detailed information on the manner in which BNPP AM considers principal adverse impacts of investment decisions on sustainability factors taking due account of the size, the nature and scale of its activities and the types of financial products managed can be found in the BNPP AM SFDR disclosure statement: [sustainability risk integration and Principal Adverse Impacts considerations](#).



## What were the top investments of this financial product?

Largest investments	Sector	% Assets*	Country
TAKEDA PHARMACEUTICAL CO LTD 2.25 PCT 21-NOV-2026	Health Care	0.71%	Japan
SANOI SA 1.00 PCT 21-MAR-2026	Health Care	0.69%	France
AT&T INC 1.80 PCT 05-SEP-2026	Communications	0.68%	United States
MEDTRONIC GLOBAL HOLDINGS SCA 1.13 PCT 07-MAR-2027	Health Care	0.68%	Luxembourg
ESSILORLUXOTTICA SA 0.38 PCT 27-NOV-2027	Health Care	0.66%	France
VISA INC 1.50 PCT 15-JUN-2026	Technology	0.63%	United States
NESTLE FINANCE INTERNATIONAL LTD 0.00 PCT 14-JUN-2026	Consumer Staples	0.62%	Luxembourg

The list includes investments constituting the **greatest proportion of investments** of the financial product during the reference period which is: 29.12.2022

FIDELITY NATIONAL INFORMATION SE 1.50 PCT 21-MAY-2027  
 LOREAL SA FIXED 0.88 PCT 29-JUN-2026  
 ESSLORLUXOTTICA SA 0.38 PCT 05-JAN-2026  
 DH EUROPE FINANCE SA 0.20 PCT 18-MAR-2026  
 DEUTSCHE TELEKOM AG 0.50 PCT 05-JUL-2027  
 TELEFONICA EMISIONES SAU 1.20 PCT 21-AUG-2027  
 VERIZON COMMUNICATIONS INC 0.88 PCT 08-APR-2027  
 ABBOTT IRELAND FINANCING DAC 1.50 PCT 27-SEP-2026

Technology	0.59%	United States
Consumer Staples	0.58%	France
Health Care	0.57%	France
Health Care	0.56%	United States
Communications	0.56%	Germany
Communications	0.55%	Spain
Communications	0.54%	United States
Health Care	0.54%	United States

Source of data: BNP Paribas Asset Management, as at 29.12.2022

The largest investments are based on official accounting data and are based on the transaction date.

\* Any percentage differences with the financial statement portfolios result from a rounding difference



## What was the proportion of sustainability-related investments?

### ● What was the asset allocation ?

In order to determine the investments used to meet the environmental or social characteristics promoted by the financial product, taking into account all the binding elements of its investment strategy as mentioned above, BNPP AM has decided to use its internal methodologies through the calculation of the proportion of assets with a positive ESG score combined with a positive E score or a positive S score and the proportion of assets being qualified as Sustainable Investment.

The proportion of such investments used to meet the environmental or social characteristics promoted by the financial product **is 89.1%.**

The proportion of sustainable investments of the financial product is **48.6%.**

The remaining proportion of the investments may include:


- The proportion of assets that do not attain the minimum standard to meet environmental or social characteristics promoted by the financial product, being the proportion of assets with a positive ESG score combined with a positive E score or a positive S score and the proportion of assets being qualified as Sustainable Investment, both based on the BNPP AM ESG proprietary methodologies. These assets are used for investment purposes, or
- instruments which are mainly used for liquidity, efficient portfolio management, and/or hedging purposes, notably cash, deposits and derivatives.

In any case, the investment manager will ensure that those investments are made while maintaining the improvement of the ESG profile of the financial product. In addition, those investments are made in compliance with our internal processes, including the following minimum environmental or social safeguards:

- the risk management policy. The risk management policy comprises procedures as are necessary to enable the management company to assess for each financial product it manages the exposure of that product to market, liquidity, sustainability and counterparty risks. And
- the RBC policy, where applicable, through the exclusion of companies involved in controversies due to poor practices related to human and labour rights, environment, and corruption, as well as companies operating in sensitive sectors (tobacco, coal, controversial weapons, asbestos,...), as these companies are deemed to be in violation of international norms, or to cause unacceptable harm to society and/or the environment.

**Asset allocation** describes the share of investments in specific assets.





**#1 Aligned with E/S characteristics** includes investments of the financial product used to attain the environmental or social characteristics promoted by the financial product.

**#2 Other** includes the remaining investments of the financial product which are neither aligned with the environmental or social characteristics, nor are qualified as sustainable investments.

The category **#1 Aligned with E/S characteristics** covers:

The sub-category **#1A Sustainable** covers sustainable investments with environmental or social objectives.

The sub-category **#1B Other E/S characteristics** covers covers investments aligned with the environmental or social characteristics that do not qualify as sustainable investments.

\*A portfolio security classified as sustainable investment may, taking into account all its activities, both contribute to a social objective and to an environmental objective (aligned or not with the taxonomy of the EU) and the figures shown take this into account. However, the same issuer can only be recognised once for sustainable investments (#1A Sustainable).

## ● In which economic sectors were the investments made ?

Sectors	% Asset
Financials	41.52%
Health care	11.48%
Communications	8.31%
Consumer staples	7.97%
Industrials	7.45%
Real estate	6.72%
Technology	5.79%
Consumer discretionary	4.72%
Materials	4.44%
Utilities	0.72%
Cash	0.66%
Energy	0.23%

Source of data: BNP Paribas Asset Management, as at 29.12.2022

The sector breakdown is based on official accounting data and is based on the transaction date.



## To what extent were the sustainable investments with an environmental objective aligned with the EU Taxonomy?

The financial product did not commit itself to having a minimum proportion of sustainable investments with an environmental objective in economic activities that are considered environmentally sustainable within the meaning of the EU Taxonomy, but did do so.

The two graphs below illustrate the extent to which sustainable investments with an environmental objective are aligned with the EU Taxonomy and contribute to the environmental objectives of climate change mitigation and adaptation.



The management company is improving its systems for collecting data in line with the EU Taxonomy to ensure the accuracy and adequacy of published sustainability information under the European Taxonomy Regulation. Further updates of the prospectus and the alignment of commitments with the EU Taxonomy may be made accordingly.

Economic activities that are not recognised by the EU taxonomy are not necessarily harmful to the environment or unsustainable. Moreover, not all activities that can make a substantial contribution to environmental and social objectives are yet integrated into the EU Taxonomy.

● **Did the financial product invest in fossil gas and/or nuclear energy activities that comply with the EU Taxonomy <sup>1</sup>?**

☐ Yes:



In fossil gas



In nuclear energy

☒ No:

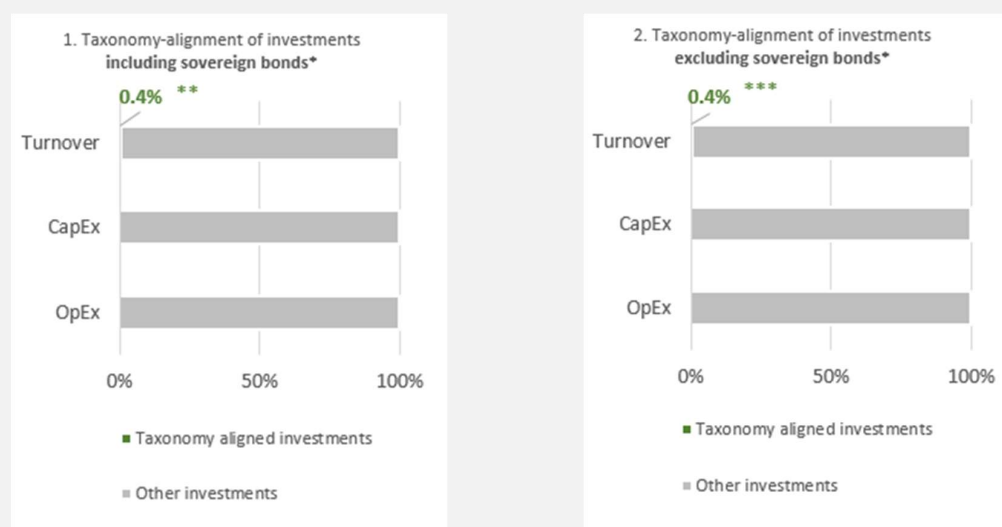
At the date of closure of the accounting year and preparation of the annual report, the data are not available and the management company does not have the information relating to the previous year.

Taxonomy-aligned activities are expressed as a share of:

- **turnover** reflecting the "greenness" of investee companies.
- **capital expenditure** (CapEx) showing

To comply with the EU Taxonomy, the criteria for **fossil gas** include limitations on emissions and switching to fully renewable power or low-carbon fuels by the end of 2035. For **nuclear energy**, the criteria include comprehensive safety and waste management rules.

*The graphs below show in green the percentage of investments that were aligned with the EU Taxonomy. As there is no appropriate methodology to determine the Taxonomy-alignment of sovereign bonds\*, the first graph shows the Taxonomy-alignment in relation to all the investments of the financial product including sovereign bonds, while the second graph shows the Taxonomy-alignment only in relation to the investments of the financial product other than sovereign bonds.*



\* For the purpose of these graphs, 'sovereign bonds' consist of all sovereign exposures


\*\* Real taxonomy aligned.

\*\*\* Real taxonomy aligned. At the date of this periodic information document, the management company does not have all the necessary data to determine the alignment of investments with the taxonomy excluding sovereign bonds. The percentage of alignment of investments with the taxonomy including sovereign bonds being by construction a real minimum proportion, this same figure is used accordingly.

<sup>1</sup> Fossil gas and/or nuclear related activities will only comply with the EU Taxonomy where they contribute to limiting climate change ("climate change mitigation") and do not significantly harm any EU Taxonomy objective - see explanatory note in the left hand margin. The full criteria for fossil gas and nuclear energy economic activities that comply with the EU Taxonomy are laid down in Commission Delegated Regulation (EU) 2022/1214.

**Enabling activities** directly enable other activities to make a substantial contribution to an environmental objective.

**Transitional activities** are activities for which low-carbon alternatives are not yet available and among others have greenhouse gas emission levels corresponding to the best performance.

 are sustainable investments with an environmental objective that **do not take into account the criteria** for environmentally sustainable economic activities under Regulation (EU) 2020/852.

● *What was the share of investments made in transitional and enabling activities?*

The share of investments in transitional and enabling activities within the meaning of the Regulations Taxonomy is 0% for transitional activities and 0% for enabling activities.

● *How did the percentage of investments that were aligned with the EU Taxonomy compare with previous reference periods ?*

Not applicable for the first periodic report.



**What was the share of sustainable investments with an environmental objective not aligned with the EU Taxonomy?**

The share of sustainable investments with an environmental objective that are not aligned with the European Taxonomy Regulation is **36.7%**.

The management company is improving its systems for collecting data in line with the EU Taxonomy to ensure the accuracy and adequacy of published sustainability information under the European Taxonomy Regulation. Meanwhile, the financial product will invest in sustainable investments whose environmental objective is not aligned with the EU Taxonomy.



**What was the share of socially sustainable investments?**

Socially sustainable investments represent 18.7% of the financial product.



**What investments were included under ' other', what was their purpose and were there any minimum environmental or social safeguards?**

The remaining proportion of the investments may include:

- the proportion of assets that do not attain the minimum standard to meet environmental or social characteristics promoted by the financial product, being the proportion of assets with a positive ESG score combined with a positive E score or a positive S score and the proportion of assets being qualified as Sustainable Investment, both based on the BNPP AM ESG proprietary methodologies. These assets are used for investment purposes , or
- instruments which are mainly used for liquidity, efficient portfolio management, and/or hedging purposes, notably cash, deposits and derivatives.

In any case, the investment manager will ensure that those investments are made while maintaining the improvement of the ESG profile of the financial product. In addition, those investments are made in compliance with our internal processes, including the following minimum environmental or social safeguards:

- the risk management policy. The risk management policy comprises procedures as are necessary to enable the management company to assess for each financial product it manages the exposure of that product to market, liquidity, sustainability and counterparty risks. And
- the RBC policy, where applicable, through the exclusion of companies involved in controversies due to poor practices related to human and labour rights, environment, and corruption, as well as companies operating in sensitive sectors (tobacco, coal, controversial weapons, asbestos,...), as these companies are deemed to be in violation of international norms, or to cause unacceptable harm to society and/or the environment.



## What actions have been taken to meet the environmental and/or social characteristics during the reference period ?

- The financial product shall comply with the eligible stock criteria by excluding companies involved in controversies due to poor practices related to human and labour rights, environment, and corruption, as well as companies operating in sensitive sectors (tobacco, coal, controversial weapons,...), as these companies are deemed to be in violation of international norms, or to cause unacceptable harm to society and/or the environment.
- The financial product shall have at least 90% of its investment strategy underlying securities covered by the ESG analysis based on the index provider methodology.
- The financial product's investment universe of the investment strategy, as defined in the Prospectus shall be reduced by a minimum of 20% due to exclusion of securities with low ESG score and/or sector exclusions and/or other extra-financial criteria.
- The financial product shall have the weighted average carbon footprint of its portfolio at least 50% lower than the weighted average carbon footprint of its investment universe;
- The financial product shall achieve an annual decarbonisation target of at least 7%;
- The financial product shall invest at least 30% of its assets in "sustainable investments" as defined in Article 2 (17) of SFDR. Criteria to qualify an investment as "sustainable investment" are indicated in the above question "What are the objectives of the sustainable investments that the financial product partially intends to make and does the sustainable investments contribute to such objectives" and the quantitative and qualitative thresholds are mentioned in the main part of the Prospectus.

There is no guarantee that extra-financial filter or criteria is applied at any moment. For instance, between two index reshuffles, if a company were deemed to not fulfil anymore an ESG criteria, it may be excluded only at the next reshuffle following the index provider rules.

In addition, the management company has implemented a voting and engagement policy. Several examples of commitments are detailed in the vote and commitment section of the Sustainability Report. These documents are available at the following link: <https://www.bnpparibas-am.com/en/documentation-sustainability/>



## How did this financial product perform compared to the reference benchmark?

The Bloomberg MSCI 3-5 Year Euro Corporate SRI Sustainable Select Ex Fossil Fuel PAB (NTR) Index has been designated as a reference benchmark for the purpose of attaining the environmental or social characteristics promoted by the financial product.

The methodology used for the calculation of the reference benchmark can be found at: [www.msci.com](http://www.msci.com).

### ● *How does the reference benchmark differ from a broad market index?*

The reference benchmark incorporates environmental or social criteria in its asset allocation methodology whereas a relevant broad market index does not and is usually marketcapitalization weighted

### ● *How did this financial product perform with regard to the sustainability indicators to determine the alignment of the reference benchmark with the environmental or social characteristics promoted?*

Due to the index nature of the financial product, its sustainability indicators are directly linked to the ones of the tracked index. Consequently the performance of the financial product with regard to sustainability indicators representative of the alignment of the reference benchmark with the environmental or social characteristics promoted are the ones disclosed above under the question "How did the sustainability indicators perform?"

**Reference benchmarks** are indexes to measure whether the financial product attains the environmental or social characteristics that they promote.

- *How did this financial product perform compared with the reference benchmark?*

Due to the index nature of the financial product and its investment objective to replicate the performance of the reference benchmark while maintaining a tracking error between the financial product and the index below 1%, the performance of the financial product and the one of the reference benchmark are very close.

- *How did this financial product perform compared with the broad market index?*

	Carbon footprint (tCO <sub>2</sub> eq/EV) <sup>1,2</sup>	ESG score <sup>2</sup>
Financial product	36.39	61.63
Broad market index <sup>3</sup>	78.42	58.54

- (1) The carbon footprint is the sum of each carbon emission divided by its simplified enterprise value, multiplied by the weight in the portfolio. Carbon emissions represent the sum of a company's scope 1 (direct emissions from installations) and scope 2 (indirect emissions linked to the company's energy consumption) emissions. Simplified enterprise value measures a total value and is calculated as the sum of market capitalization and total debt. The footprint is expressed in tons of CO<sub>2</sub> equivalent per million euros of enterprise value.
- (2) **Source:** BNP Paribas Asset Management. Another provider of extra-financial data (e.g. ESG score, carbon footprint) as well as a slightly different initial investment universe may be used to determine and implement extra-financial targets of the investment strategy. For data availability purposes regarding this periodic reporting, the figures provided are based on BNP Paribas Asset Management data and may not strictly reflect these targets.
- (3) Euro-Aggregate: Corporate 3-5 Year Index