

Template periodic disclosure for the financial products referred to in Article 8, paragraphs 1, 2 and 2a, of Regulation (EU) 2019/2088 and Article 6, first paragraph, of Regulation (EU) 2020/852

Product name: Lyxor MSCI USA ESG Leaders Extra (DR) UCITS ETF

Legal entity identifier: 549300ZNVJ9T5G0KW774

Sustainable investment means an investment in an economic activity that contributes to an environmental or social objective, provided that the investment does not significantly harm any environmental or social objective and that the investee companies follow good governance practices.

The **EU Taxonomy** is a classification system laid down in Regulation (EU) 2020/852, establishing a list of **environmentally sustainable economic activities**. That Regulation does not lay down a list of socially sustainable economic activities. Sustainable investments with an environmental objective might be aligned with the Taxonomy or not.

Environmental and/or social characteristics

Did this financial product have a sustainable investment objective?



Yes



P

No



It made **sustainable investments with an environmental objective:** _____



in economic activities that qualify as environmentally sustainable under the EU Taxonomy



in economic activities that do not qualify as environmentally sustainable under the EU Taxonomy



It made a **sustainable investments with a social objective:** _____



It **promoted Environmental/Social (E/S) characteristics** and while it did not have as its objective a sustainable investment, it had a proportion of **51.29%** of sustainable investments



with an environmental objective in economic activities that qualify as environmentally sustainable under the EU Taxonomy



with an environmental objective in economic activities that do not qualify as environmentally sustainable under the EU Taxonomy



with a social objective



It promoted E/S characteristics, but **did not make any sustainable investments**



To what extent were the environmental and/or social characteristics promoted by this financial product met?

The investment objective of the Product is to track an Index, which is based on a Parent Index. At each of the Index rebalancing date, at least 20% of the Parent Index constituents were removed based on sustainability criteria, among others, an environmental, social and governance ("ESG") rating.

Sustainability indicators measure how the environmental or social characteristics promoted by the

● **How did the sustainability indicators perform?**

At the end of the period, the MSCI ESG score of the index is . **7X5**.

financial product are attained.

● **... and compared to previous periods?**

The above sustainability indicators were not compared to previous periods as the regulation was not yet in force

● **What were the objectives of the sustainable investments that the financial product partially intends to make and how did the sustainable investment contribute to such objectives?**

The objectives of the sustainable investments are to invest in investee companies that seek to meet two criteria:

1. follow best environmental and social practices; and
2. avoid making products or providing services that harm the environment and society.

In order for the investee company to be deemed to contribute to the above objective it must be a "best performer" within its sector of activity on at least one of its material environmental or social factors.

The definition of "best performer" relies on Amundi's proprietary ESG methodology which aims to measure the ESG performance of an investee company. In order to be considered a "best performer", an investee company must perform with the best top three rating (A, B or C, out of a rating scale going from A to G) within its sector on at least one material environmental or social factor. Material environmental and social factors are identified at a sector level. The identification of material factors is based on Amundi ESG analysis framework which combines extra-financial data and qualitative analysis of associated sector and sustainability themes. Factors identified as material result in a contribution of more than 10% to the overall ESG score. For energy sector for example, material factors are: emissions and energy, biodiversity and pollution, health and security, local communities and human rights. For a more complete overview of sectors and factors, please refer to the Amundi ESG Regulatory Statement available at www.amundi.lu

To contribute to the above objectives, the investee company should not have significant exposure to activities (e.g.tobacco, weapons, gambling, coal, aviation, meat production, fertilizer and pesticide manufacturing, single-use plastic production) not compatible with such criteria.

The sustainable nature of an investment is assessed at investee company level.

● **How did the sustainable investments that the financial product partially made not cause significant harm to any environmental or social sustainable investment objective?**

To ensure sustainable investments do no significant harm ('DNSH'), Amundi utilises two filters:

The first DNSH filter relies on monitoring the mandatory Principal Adverse Impacts indicators in Annex 1, Table 1 of the RTS where robust data is available (e.g.GHG intensity of investee companies) via a combination of indicators (e.g.carbon intensity) and specific thresholds or rules (e.g. that the investee company's carbon intensity does not belong to the last decile of the sector).

Amundi already considers specific Principle Adverse Impacts within its exclusion policy as part of Amundi's Responsible Investment Policy. These exclusions, which apply on the top of the tests detailed above, cover the following topics: exclusions on controversial weapons, violations of UN Global Compact principles, coal and tobacco.

Beyond the specific sustainability factors covered in the first filter, Amundi has defined a second filter, which does not take the mandatory Principal Adverse Impact indicators above into account, in order to verify that the company does not badly perform from an overall environmental or social standpoint compared to other companies within its sector which corresponds to an environmental or social score superior or equal to E using Amundi's ESG rating.

Principal adverse impacts are the most significant negative impacts of investment decisions on sustainability factors relating to environmental, social and employee matters, respect for human rights, anti-corruption and anti-bribery matters.

– ***How were the indicators for adverse impacts on sustainability factors taken into account?***

The indicators for adverse impacts have been taken into account as detailed in the first do not significant harm (DNSH) filter above.

The first DNSH filter relies on monitoring of mandatory Principal Adverse Impacts indicators in Annex 1, Table 1 of the Delegated Regulation (EU) 2022/1288 where robust data is available via the combination of following indicators and specific thresholds or rules:

- Have a CO2 intensity which does not belong to the last decile compared to other companies within its sector (only applies to high intensity sectors), and
- Have a Board of Directors' diversity which does not belong to the last decile compared to other companies within its sector, and
- Be cleared of any controversy in relation to work conditions and human rights.
- Be cleared of any controversy in relation to biodiversity and pollution

Amundi already considers specific Principle Adverse Impacts within its exclusion policy as part of Amundi's Responsible Investment Policy. These exclusions, which apply on the top of the tests detailed above, cover the following topics: exclusions on controversial weapons, Violations of UN Global Compact principles, coal and tobacco.

– ***Were sustainable investments aligned with the OECD Guidelines for Multinational Enterprises and the UN Guiding Principles on Business and Human Rights? Details:***

Yes, the OECD Guidelines for Multinational Enterprises and the UN Guiding Principles on Business and Human Rights are integrated into our ESG scoring methodology. Our proprietary ESG rating tool assesses issuers using available data from our data providers. For example the model has a dedicated criteria called "Community Involvement & Human Rights" which is applied to all sectors in addition to other human rights linked criteria including socially responsible supply chains, working conditions, and labour relations. Furthermore, we conduct controversy monitoring on a, at minimum, quarterly basis which includes companies identified for human rights violations. When controversies arise, analysts evaluate the situation and apply a score to the controversy (using our proprietary scoring methodology) and determine the best course of action. Controversy scores are updated quarterly to track the trend and remediation efforts.

The EU Taxonomy sets out a "do not significant harm" principle by which Taxonomy-aligned investments should not significantly harm EU Taxonomy objectives and is accompanied by specific EU criteria.

The "do no significant harm" principle applies only to those investments underlying the financial product that take into account the EU criteria for environmentally sustainable economic activities. The investments underlying the remaining portion of this financial product do not take into account the EU criteria for environmentally sustainable economic activities.

Any other sustainable investments must also not significantly harm any environmental or social objectives.



Wow did this financial product consider principal adverse impacts on sustainability factors?

The product considers all the mandatory Principal Adverse Impacts as per Annex 1, Table 1 of the Delegated Regulation (EU) 2022/1288 applying to the product's strategy and relies on a combination of exclusion policies (normative and sectorial), engagement and voting approaches:

- **Exclusion** : Amundi has defined normative, activity-based and sector-based exclusion rules covering some of the key adverse sustainability indicators listed by the Disclosure Regulation.
- **Engagement** : Engagement is a continuous and purpose driven process aimed at influencing the activities or behaviour of investee companies. The aim of engagement activities can fall into two categories: to engage an issuer to improve the way it integrates the environmental and social dimension, to engage an issuer to improve its impact on environmental, social, and human rights-related or other sustainability matters that are material to society and the global economy.
- **Vote** : Amundi's voting policy responds to a holistic analysis of all the long-term issues that may influence value creation, including material ESG issues. For more information, please refer to Amundi's Voting Policy .
- **Controversies monitoring** : Amundi has developed a controversy tracking system that relies on three external data providers to systematically track controversies and their level of severity. This quantitative approach is then enriched with an in-depth assessment of each severe controversy, led by ESG analysts and the periodic review of its evolution. This approach applies to all of Amundi's funds.



What were the top investments of this financial product?

The list includes the investments constituting the **greatest proportion of investments** of the financial product during the reference period which is: **from 01/01/2022 to 31/12/2022**

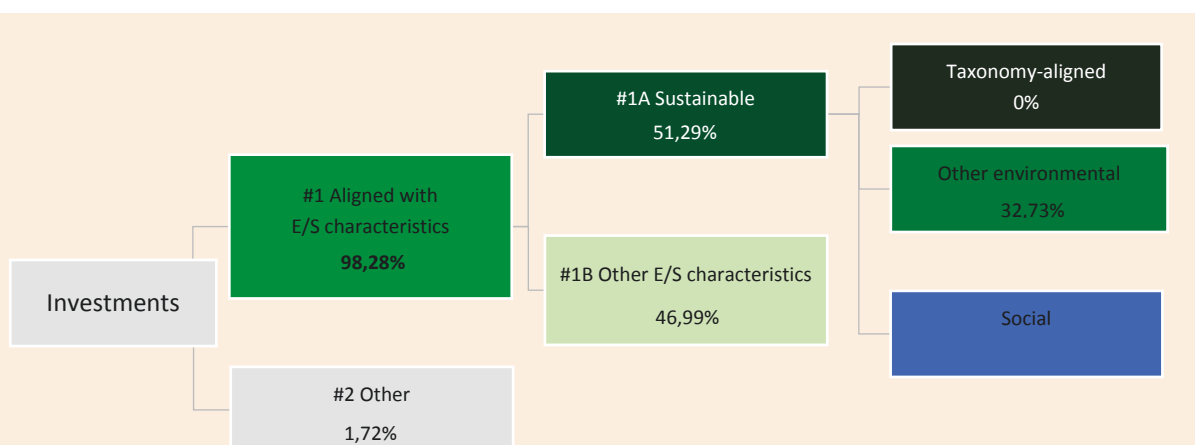
Largest Investments	Sector	% Assets	Country
MICROSOFT CORP	Software	10,44%	USA
ALPHABET INC CL A	Interactive Media & Services	3,25%	USA
ALPHABET INC CL C	Interactive Media & Services	3,02%	USA
NVIDIA CORP	Semiconductors & Semiconductor Equipment	2,24%	USA
PROCTER GAMBLE	Household Products	2,22%	USA
VISA INC -A	IT Services	2,09%	USA
TESLA INC	Automobiles	2,02%	USA
HOME DEPOT INC	Specialty Retail	2,00%	USA
ABBVIE INC	Biotechnology	1,77%	USA
COCA-COLA CO	Beverages	1,61%	USA
PEPSICO INC	Beverages	1,53%	USA
THERMO FISHER SCIENT	Life Sciences Tools & Services	1,33%	USA
COSTCO WHOLESALE CO.	Food & staples retailing	1,24%	USA
CISCO SYSTEMS INC	Communications Equipment	1,21%	USA
ABBOTT LABORATORIES	Health Care Equipment & Supplies	1,18%	USA



What was the proportion of sustainability-related investments?

What was the asset allocation?

Asset allocation describes the share of investments in specific assets.



#1 Aligned with E/S characteristics includes the investments of the financial product used to attain the environmental or social characteristics promoted by the financial product.

#2 Other includes the remaining investments of the financial product which are neither aligned with the environmental or social characteristics, nor are qualified as sustainable investments.

The category **#1 Aligned with E/S characteristics** covers:

- The sub-category **#1A Sustainable** covers environmentally and socially sustainable investments.
- The sub-category **#1B Other E/S characteristics** covers investments aligned with the environmental or social characteristics that do not qualify as sustainable investments.

In which economic sectors were the investments made ?

Sector	% Assets
Software	14,97%
Interactive Media & Services	6,32%
Biotechnology	5,60%
Semiconductors & Semiconductor Equipment	5,49%
Capital Markets	4,58%
Specialty Retail	4,45%

<i>Insurance</i>	4,39%
<i>IT Services</i>	4,18%
<i>Life Sciences Tools & Services</i>	3,85%
<i>Beverages</i>	3,31%
<i>Machinery</i>	3,28%
<i>Health Care Equipment & Supplies</i>	3,21%
<i>Health Care Providers & Services</i>	3,16%
<i>Household Products</i>	3,10%
<i>REITs</i>	2,86%
<i>Automobiles</i>	2,05%
<i>Chemicals</i>	1,99%
<i>Banks</i>	1,98%
<i>Hotels, Restaurants & Leisure</i>	1,76%
<i>Communications Equipment</i>	1,53%
<i>Road & Rail</i>	1,53%
<i>Food & staples retailing</i>	1,24%
<i>Building Products</i>	1,06%

<i>Diversified Telecommunication Services</i>	<i>1,05%</i>
<i>Food Products</i>	<i>1,01%</i>
<i>Air Freight & Logistics</i>	<i>0,97%</i>
<i>Consumer Finance</i>	<i>0,88%</i>
<i>Multiline Retail</i>	<i>0,77%</i>
<i>Oil, Gas & Consumable Fuels</i>	<i>0,73%</i>
<i>Electrical Equipment</i>	<i>0,69%</i>
<i>Commercial Services & Supplies</i>	<i>0,63%</i>
<i>Pharmaceuticals</i>	<i>0,56%</i>
<i>Trading Companies & Distributors</i>	<i>0,49%</i>
<i>Entertainment</i>	<i>0,45%</i>
<i>Technology Hardware, Storage & Peripherals</i>	<i>0,45%</i>
<i>Electronic Equipment, Instruments & Components</i>	<i>0,40%</i>
<i>Internet & Direct Marketing Retail</i>	<i>0,37%</i>
<i>Metals & Mining</i>	<i>0,33%</i>
<i>Distributors</i>	<i>0,33%</i>
<i>Containers & Packaging</i>	<i>0,31%</i>

<i>Construction Materials</i>	<i>0,29%</i>
<i>Household Durables</i>	<i>0,29%</i>
<i>Textiles, Apparel & Luxury Goods</i>	<i>0,28%</i>
<i>Auto Components</i>	<i>0,25%</i>
<i>Water Utilities</i>	<i>0,23%</i>
<i>Professional Services</i>	<i>0,22%</i>
<i>Multi-Utilities</i>	<i>0,21%</i>
<i>Electric Utilities</i>	<i>0,17%</i>
<i>Real Estate Management & Development</i>	<i>0,16%</i>
<i>Gas Utilities</i>	<i>0,15%</i>
<i>Health Care Technology</i>	<i>0,13%</i>
<i>Construction & Engineering</i>	<i>0,12%</i>
<i>Media</i>	<i>0,11%</i>
<i>Aerospace & Defense</i>	<i>0,09%</i>
<i>Diversified Financial Services</i>	<i>0,07%</i>
<i>Mortgage REITs</i>	<i>0,05%</i>
<i>Leisure Products</i>	<i>0,05%</i>

Taxonomy-aligned activities are expressed as a share of:
-turnover reflecting the share of revenue from green activities of investee companies

-capital expenditure (CapEx) showing the green investments made by investee companies, e.g. for a transition to a green economy.
- operational expenditure (OpEx) reflecting green operational activities of investee companies.



To what extent were sustainable investments with an environmental objective aligned with the EU Taxonomy ?

Reliable data regarding the EU Taxonomy (including fossil gas and nuclear energy related activities) was not available during the period.

- **Did the financial product invest in fossil gas and/or nuclear energy related activities complying with the EU Taxonomy¹ ?**

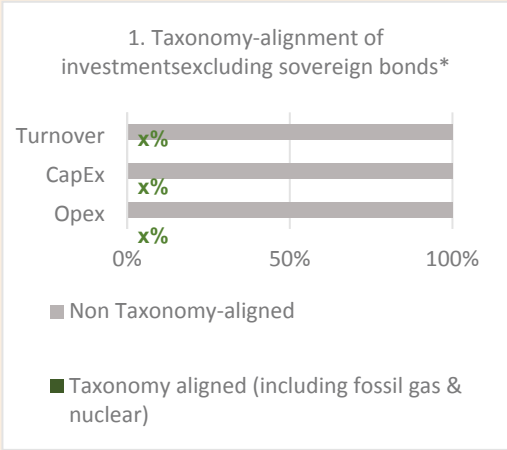
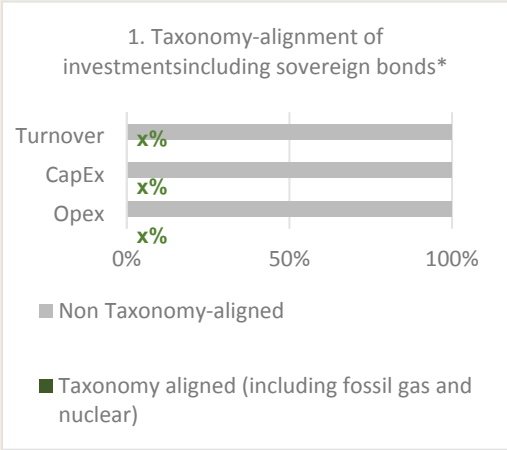
☐ Yes:

☐ In fossil gas☐ In nuclear energy

☐ No

¹Fossil gas and/or nuclear related activities will only comply with the EU Taxonomy where they contribute to limiting climate change ("climate change mitigation") and do no significant harm to any EU Taxonomy objective. The full criteria for fossil gas and nuclear energy economic activities that comply with the EU Taxonomy are laid down in Commission Delegated Regulation (EU) 2022/1214.

The graphs below show in green the percentage of investments that were aligned with the EU Taxonomy. As there is no appropriate methodology to determine the taxonomy-alignment of sovereign bonds, while the second graph shows the Taxonomy alignment only in relation to the financial product other than sovereign bonds.



Data not yet available
* For the purpose of these graphs, 'sovereign bonds' consist of all sovereign exposures


Enabling activities directly enable other activities to make a substantial

- **What was the share of investments in transitional and enabling activities ?**

Reliable data regarding transitional and enabling activities was not available during the period.

contribution to an environmental objective.

Transitional activities are activities for which low-carbon alternatives are not yet available and among others have greenhouse gas emission levels corresponding to the best performance.

 are sustainable investments with an environmental objective that **do not take into account the criteria** for environmentally sustainable economic activities under the EU Taxonomy.

- **How did the percentage of investments that were aligned with the EU Taxonomy compare with previous reference periods ?**

In previous periods the regulation was not yet in force.



F hat was the share of sustainable investments with an environmental objective not aligned with the EU Taxonomy ?

The share of sustainable investments with environmental objective not aligned to taxonomy was **X2,. X%** at the end of the period.
This is due to the fact that some issuers are considered sustainable investments under the SFDR Regulation but do have a portion of activities that are not aligned with EU taxonomy standards, or for which data is not yet available to perform an EU taxonomy assessment.



F hat was the share of socially sustainable investments ?

This product did not commit to have social sustainable investments over the period.



F hat investments were included under “other”, what was their purpose and were there any minimum environmental or social safeguards ?

“#2 Other” includes cash and other instruments held for the purpose of liquidity and portfolio risk management.



F hat actions have been taken to meet the environmental and/or social characteristics during the reference period ?

This product is passively managed. Its investment strategy is to replicate the Index while minimizing the related tracking error. Binding elements in the Index methodology ensure environmental and/or social characteristics are met at each rebalancing date. The Product strategy is also relying on systematic exclusions policies (normative and sectorial) as further described in Amundi Responsible Investment policy .



Wow did this financial product perform compared to the reference benchmark ?

Reference benchmarks are indexes to measure whether the financial product attains the environmental or

This product is passively managed. Its investment strategy is to replicate the Index while minimizing the related tracking error.

- **How does the reference benchmark differ from a broad market index ?**

This product does not have an ESG Benchmark

social characteristics that they promote.

- ***How did this financial product perform with regard to the sustainability indicators to determine the alignment of the reference benchmark with the environmental or social characteristics promoted?***

This product is passively managed. Its investment strategy is to replicate the Index while minimizing the related tracking error. As a result, the sustainability indicators of the Product performed overall in line with the ones of the Index.

- ***How did this financial product perform compared with the reference benchmark ?***

This product is passively managed. Its investment strategy is to replicate the Index while minimizing the related tracking error. As a result, the sustainability indicators of the Product performed overall in line with the ones of the Index.

- ***How did this financial product perform compared with the broad market index ?***

This product is passively managed. Its investment strategy is to replicate the Index while minimizing the related tracking error. A comparison of the Index replicated by the Sub Fund vs its Parent index has already been detailed on section How did the sustainability indicators perform ?